Age Distribution of Registered Workers by Trade by Skill Level (No. of applicants) up to 31 Mar 2019
- By Chinese stroke arrangement

TRADE	AGE	RGW	RSS	RSS(P)	RSW	RSW(P)	Total
Carpenter(Fender)	< 20				0	0	0
	20 - 24				0	0	0
	25 - 29				0	0	0
	30 - 34				0	0	0
	35 - 39				0	0	0
	40 - 44				0	0	0
	45 - 49				1	0	1
	50 - 54				2	0	2
	55 - 59				8	0	8
	60 and over 60				12	0	12
	Subtotal				23	0	23
Carpenter(Formwork) (Master)	< 20		8	0	0	0	8
	20 - 24		15	0	0	0	15
	25 - 29		9	0	5	0	14
	30 - 34		3	0	106	0	109
	35 - 39		3	0	311	0	314
	40 - 44		3	0	465	0	468
	45 - 49		2	0	725	0	727
	50 - 54		3	0	638	0	641
	55 - 59		2	0	855	0	857
	60 and over 60		3	0	1504	0	1507
	Subtotal		51	0	4609	0	4660
Carpenter(Formwork - Civil Construction)	< 20		0	0	0	0	0
	20 - 24		47	0	9	0	56
	25 - 29		95	0	25	0	120
	30 - 34		109	0	45	0	154
	35 - 39		105	0	56	2	163
	40 - 44		111	0	111	5	227
	45 - 49		120	0	150	12	282
	50 - 54		82	0	144	6	232
	55 - 59		69	0	199	1	269
	60 and over 60		109	0	612	11	732
	Subtotal		847	0	1351	37	2235
Carpenter(Formwork - Civil Construction) (Striking)	< 20				0	0	0
	20 - 24				0	0	0
	25 - 29				0	0	0
	30 - 34				2	0	2
	35 - 39				3	0	3
	40 - 44				4	0	4
	45 - 49				4	0	4
	50 - 54				9	0	9
	55 - 59				9	0	9
	60 and over 60				18	0	18
	Subtotal				49	0	49
Carpenter(Formwork - Building Construction)	< 20		4	0	0	0	4
	20 - 24		259	0	9	0	268
	25 - 29		539	0	53	0	592
	30 - 34		409	0	103	0	512
	35 - 39		329	0	149	7	485
	40 - 44		274	0	212	29	515
	45 - 49		274	0	254	49	577
	50 - 54		173	0	214	38	425
	55 - 59		111	0	482	35	628
	60 and over 60		136	0	1490	70	1696
	Subtotal		2508	0	2966	228	5702
Carpenter(Formwork - Building Construction) (Striking)	< 20				0	0	0
	20 - 24				0	0	0
	25 - 29				2	0	2
	30 - 34				7	0	7
	35 - 39				18	0	18
	40 - 44				25	0	25
	45 - 49				37	0	37
	50 - 54				34	0	34
	55 - 59				38	0	38
	60 and over 60				72	0	72
	Subtotal				233	0	233
Joiner	< 20		12	0	0	0	12
	20 - 24		140	0	3	0	143
	25 - 29		195	0	16	0	211
	30 - 34		180	0	117	0	297
	35 - 39		184	0	315	2	501
	40 - 44		93	1	563	10	667
	45 - 49		73	0	1106	10	1189
	50 - 54		66	0	1404	9	1479
	55 - 59		118	2	2007	13	2140
	60 and over 60		129	1	2814	27	2971
	Subtotal		1190	4	8345	71	9610
Joiner(Assembling)	< 20				0	0	0
	20 - 24				0	0	0
	25 - 29				3	0	3
	30 - 34				4	0	4
	35 - 39				7	0	7
	40 - 44				11	0	11
	45 - 49				16	0	16
	50 - 54				20	0	20
	55 - 59				18	0	18
	60 and over 60				30	0	30
	Subtotal				109	0	109

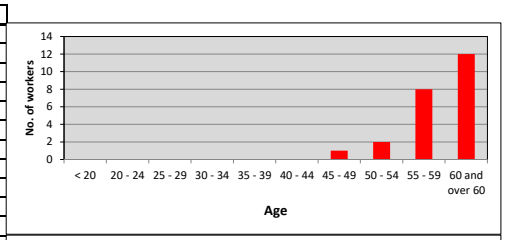

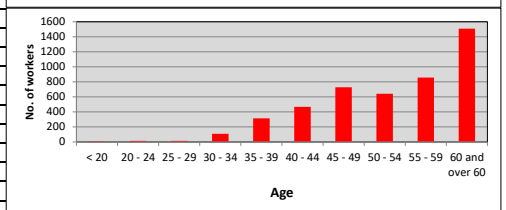

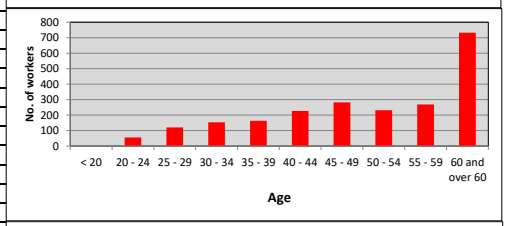

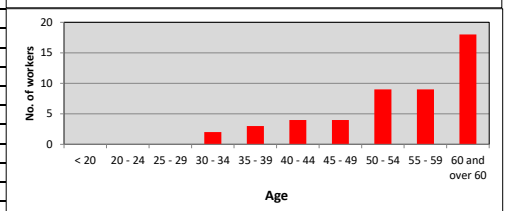

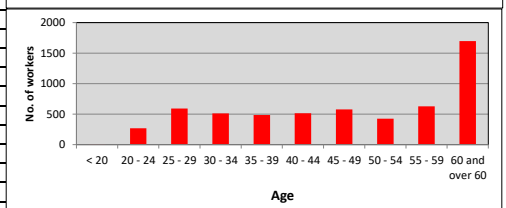

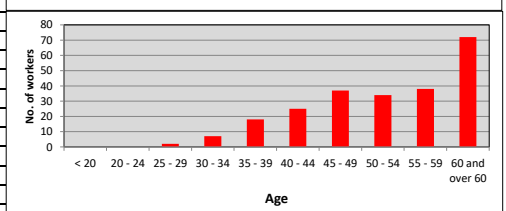

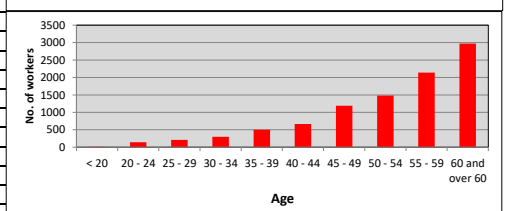

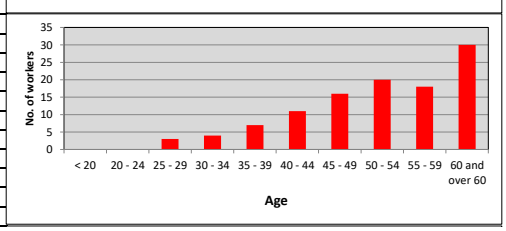

TRADE	AGE	RGW	RSS	RSS(P)	RSW	RSW(P)	Total
Hand-dug Caisson Worker	< 20		0	0	0	0	0
	20 - 24		0	0	0	0	0
	25 - 29		0	0	0	0	0
	30 - 34		0	0	0	0	0
	35 - 39		0	0	0	0	0
	40 - 44		0	0	0	0	0
	45 - 49		0	0	0	0	0
	50 - 54		0	0	0	0	0
	55 - 59		0	0	0	0	0
	60 and over 60		0	0	7	0	7
	Subtotal		0	0	7	0	7
Leveller	< 20		4	0	0	0	4
	20 - 24		286	0	8	0	294
	25 - 29		948	0	93	0	1041
	30 - 34		661	0	223	0	884
	35 - 39		446	0	332	0	778
	40 - 44		312	0	621	2	935
	45 - 49		225	0	623	3	851
	50 - 54		126	0	634	4	764
	55 - 59		104	0	703	0	807
	60 and over 60		50	0	455	2	507
	Subtotal		3162	0	3692	11	6865
Piling Operative(Master)	< 20		0	0	0	0	0
	20 - 24		0	0	0	0	0
	25 - 29		0	0	0	0	0
	30 - 34		0	0	8	0	8
	35 - 39		0	0	28	0	28
	40 - 44		0	0	34	0	34
	45 - 49		0	0	44	0	44
	50 - 54		0	0	42	0	42
	55 - 59		0	0	46	0	46
	60 and over 60		0	0	42	0	42
	Subtotal		0	0	244	0	244
Piling Operative(Percussive Pile)	< 20		0	0	0	0	0
	20 - 24		0	0	0	0	0
	25 - 29		1	0	1	0	2
	30 - 34		2	0	4	0	6
	35 - 39		1	0	11	0	12
	40 - 44		0	0	10	0	10
	45 - 49		2	0	19	0	21
	50 - 54		1	0	11	0	12
	55 - 59		3	0	42	0	45
	60 and over 60		5	0	70	1	76
	Subtotal		15	0	168	1	184
Piling Operative(Bored Pile)	< 20		0	0	0	0	0
	20 - 24		0	0	0	0	0
	25 - 29		1	0	7	0	8
	30 - 34		4	0	14	0	18
	35 - 39		5	0	38	0	43
	40 - 44		4	0	59	0	63
	45 - 49		6	0	86	1	93
	50 - 54		13	0	128	1	142
	55 - 59		4	0	177	0	181
	60 and over 60		6	0	260	0	266
	Subtotal		43	0	769	2	814
Waterproofing Worker(Master)	< 20				0	0	0
	20 - 24				0	0	0
	25 - 29				0	0	0
	30 - 34				23	0	23
	35 - 39				52	0	52
	40 - 44				82	2	84
	45 - 49				110	5	115
	50 - 54				161	1	162
	55 - 59				151	1	152
	60 and over 60				197	1	198
	Subtotal				776	10	786
Waterproofing Worker(Liquid Membrane)	< 20				0	0	0
	20 - 24				0	0	0
	25 - 29				4	0	4
	30 - 34				5	0	5
	35 - 39				11	0	11
	40 - 44				18	0	18
	45 - 49				21	0	21
	50 - 54				32	0	32
	55 - 59				24	0	24
	60 and over 60				34	0	34
	Subtotal				149	0	149
Waterproofing Worker(Burn-type Felt)	< 20		0	0	0	0	0
	20 - 24		0	0	0	0	0
	25 - 29		0	0	0	0	0
	30 - 34		0	0	1	0	1
	35 - 39		0	0	0	0	0
	40 - 44		2	0	0	0	2
	45 - 49		0	0	3	0	3
	50 - 54		0	0	2	0	2
	55 - 59		0	0	4	0	4
	60 and over 60		0	0	4	0	4
	Subtotal		2	0	14	0	16

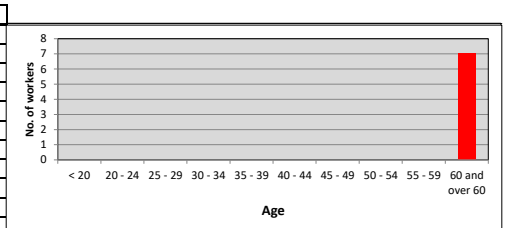

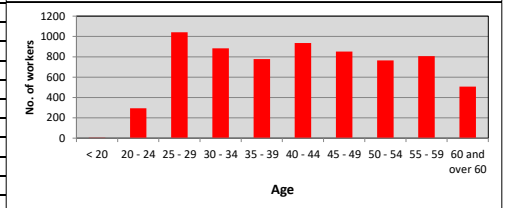

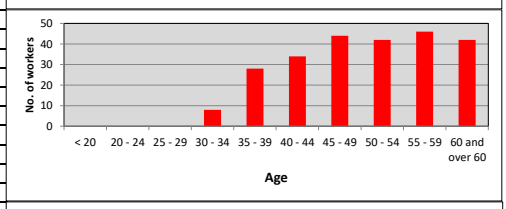

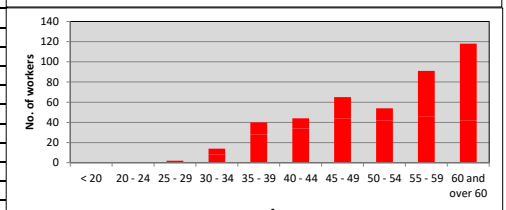

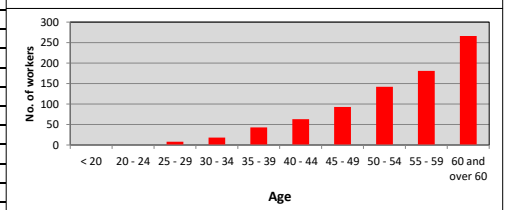

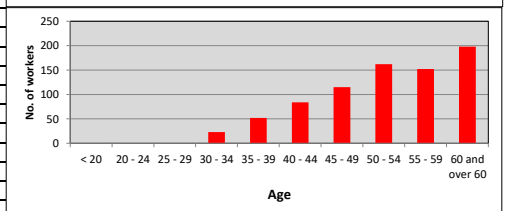

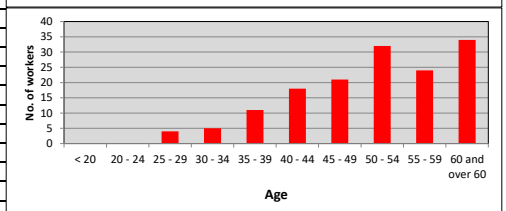

TRADE	AGE	RGW	RSS	RSS(P)	RSW	RSW(P)	Total
Waterproofing Worker(Adhesive-type Felt)	< 20				0	0	0
	20 - 24				0	0	0
	25 - 29				1	0	1
	30 - 34				0	0	0
	35 - 39				1	0	1
	40 - 44				1	0	1
	45 - 49				1	0	1
	50 - 54				1	0	1
	55 - 59				3	0	3
	60 and over 60				5	0	5
	Subtotal				13	0	13
Drain and Pipe Layer(Master)	< 20				0	0	0
	20 - 24				0	0	0
	25 - 29				0	0	0
	30 - 34				19	0	19
	35 - 39				59	0	59
	40 - 44				97	0	97
	45 - 49				121	0	121
	50 - 54				91	0	91
	55 - 59				135	0	135
	60 and over 60				172	0	172
	Subtotal				694	0	694
Plumber	< 20		13	0	0	0	13
	20 - 24		165	0	12	0	177
	25 - 29		280	0	77	0	357
	30 - 34		236	0	309	0	545
	35 - 39		175	1	776	2	954
	40 - 44		86	0	820	13	919
	45 - 49		82	0	1032	12	1126
	50 - 54		68	0	1024	12	1104
	55 - 59		54	0	1434	7	1495
	60 and over 60		105	2	2102	17	2226
	Subtotal		1264	3	7586	63	8916
Drainlayer	< 20		0	0	0	0	0
	20 - 24		0	0	0	0	0
	25 - 29		4	0	1	0	5
	30 - 34		3	0	11	0	14
	35 - 39		2	0	28	1	31
	40 - 44		4	0	33	0	37
	45 - 49		7	0	43	0	50
	50 - 54		4	0	55	0	59
	55 - 59		5	0	149	0	154
	60 and over 60		20	0	389	2	411
	Subtotal		49	0	709	3	761
Pipelayer	< 20				0	0	0
	20 - 24				0	0	0
	25 - 29				0	0	0
	30 - 34				8	0	8
	35 - 39				23	0	23
	40 - 44				22	0	22
	45 - 49				35	0	35
	50 - 54				29	0	29
	55 - 59				50	0	50
	60 and over 60				66	0	66
	Subtotal				233	0	233
Paving Block Layer	< 20				0	0	0
	20 - 24				0	0	0
	25 - 29				1	0	1
	30 - 34				4	0	4
	35 - 39				12	0	12
	40 - 44				24	0	24
	45 - 49				28	0	28
	50 - 54				45	0	45
	55 - 59				56	0	56
	60 and over 60				142	0	142
	Subtotal				312	0	312
Cement Sand Mortar Worker(Master)	< 20		0	0	0	0	0
	20 - 24		0	0	0	0	0
	25 - 29		0	0	0	0	0
	30 - 34		0	0	150	0	150
	35 - 39		0	0	420	0	420
	40 - 44		0	0	618	0	618
	45 - 49		0	0	1029	0	1029
	50 - 54		0	0	1381	0	1381
	55 - 59		0	0	1831	0	1831
	60 and over 60		0	0	2231	0	2231
	Subtotal		0	0	7660	0	7660
Plasterer	< 20		2	0	0	0	2
	20 - 24		24	0	0	0	24
	25 - 29		44	0	1	0	45
	30 - 34		46	0	16	0	62
	35 - 39		92	0	88	4	184
	40 - 44		34	0	120	8	162
	45 - 49		31	0	218	7	256
	50 - 54		43	0	261	9	313
	55 - 59		50	0	661	18	729
	60 and over 60		82	0	1265	12	1359
	Subtotal		448	0	2630	58	3136

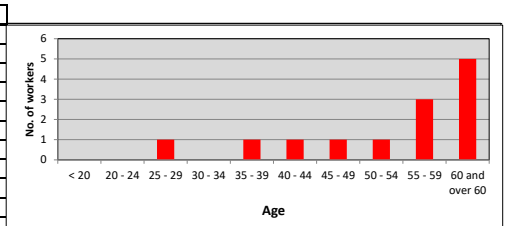

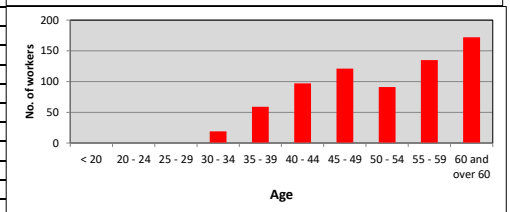

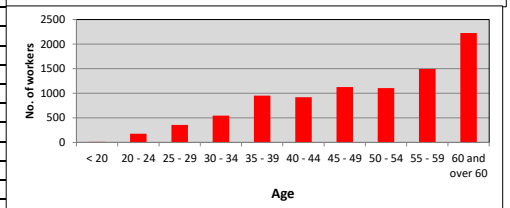

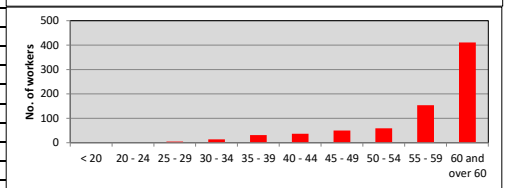

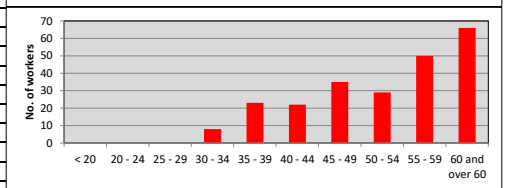

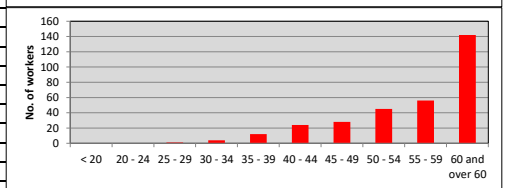

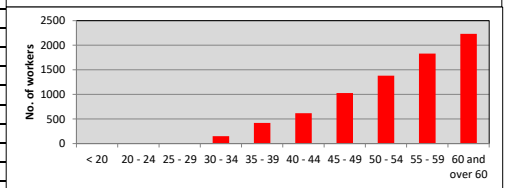

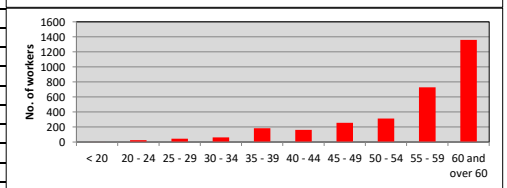

TRADE	AGE	RGW	RSS	RSS(P)	RSW	RSW(P)	Total
Plasterer(Floor)	< 20		0	0	0	0	0
	20 - 24		2	0	0	0	2
	25 - 29		3	0	2	0	5
	30 - 34		2	0	6	0	8
	35 - 39		0	0	13	0	13
	40 - 44		3	0	7	0	10
	45 - 49		0	0	19	0	19
	50 - 54		1	0	14	0	15
	55 - 59		1	0	32	0	33
	60 and over 60		0	0	75	0	75
	Subtotal		12	0	168	0	180
Mason	< 20		0	0	0	0	0
	20 - 24		0	0	0	0	0
	25 - 29		1	0	0	0	1
	30 - 34		0	0	2	0	2
	35 - 39		0	0	2	0	2
	40 - 44		0	0	2	0	2
	45 - 49		0	0	7	0	7
	50 - 54		0	0	7	0	7
	55 - 59		1	0	10	0	11
	60 and over 60		1	0	17	0	18
	Subtotal		3	0	47	0	50
Bricklayer	< 20		13	0	0	0	13
	20 - 24		83	0	1	0	84
	25 - 29		93	0	9	0	102
	30 - 34		89	0	18	0	107
	35 - 39		65	0	43	0	108
	40 - 44		34	0	48	0	82
	45 - 49		30	0	57	3	90
	50 - 54		40	0	88	5	133
	55 - 59		34	0	196	5	235
	60 and over 60		47	0	324	5	376
	Subtotal		528	0	784	18	1330
Tiler	< 20		0	0	0	0	0
	20 - 24		44	0	1	0	45
	25 - 29		62	0	5	0	67
	30 - 34		51	0	19	0	70
	35 - 39		68	0	82	2	152
	40 - 44		32	0	70	15	117
	45 - 49		39	0	151	28	218
	50 - 54		37	0	270	53	360
	55 - 59		62	0	576	61	699
	60 and over 60		83	0	861	73	1017
	Subtotal		478	0	2035	232	2745
Tiler(Mosaic)	< 20		0	0	0	0	0
	20 - 24		0	0	0	0	0
	25 - 29		1	0	0	0	1
	30 - 34		0	0	1	0	1
	35 - 39		1	0	2	0	3
	40 - 44		1	0	1	0	2
	45 - 49		0	0	3	0	3
	50 - 54		0	0	12	0	12
	55 - 59		1	0	9	0	10
	60 and over 60		2	0	24	0	26
	Subtotal		6	0	52	0	58
Tiler(Tile)	< 20		0	0	0	0	0
	20 - 24		1	0	0	0	1
	25 - 29		4	0	7	0	11
	30 - 34		1	0	1	0	2
	35 - 39		1	0	6	0	7
	40 - 44		0	0	4	0	4
	45 - 49		1	0	6	0	7
	50 - 54		1	0	7	0	8
	55 - 59		0	0	7	0	7
	60 and over 60		0	0	5	0	5
	Subtotal		9	0	43	0	52
Demolition Worker(Master)	< 20				0	0	0
	20 - 24				0	0	0
	25 - 29				0	0	0
	30 - 34				17	0	17
	35 - 39				45	0	45
	40 - 44				97	0	97
	45 - 49				128	0	128
	50 - 54				139	0	139
	55 - 59				176	0	176
	60 and over 60				273	0	273
	Subtotal				875	0	875
Demolition Worker(Building)	< 20				0	0	0
	20 - 24				0	0	0
	25 - 29				4	0	4
	30 - 34				4	0	4
	35 - 39				19	0	19
	40 - 44				33	0	33
	45 - 49				60	4	64
	50 - 54				69	1	70
	55 - 59				105	0	105
	60 and over 60				162	3	165
	Subtotal				456	8	464

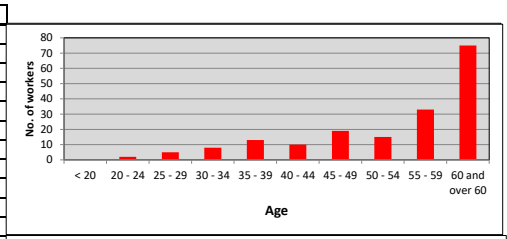

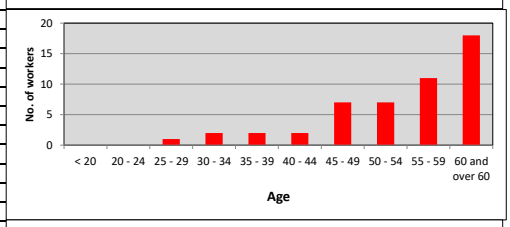

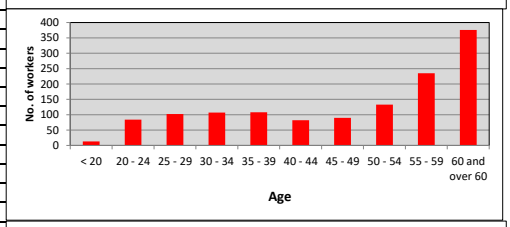

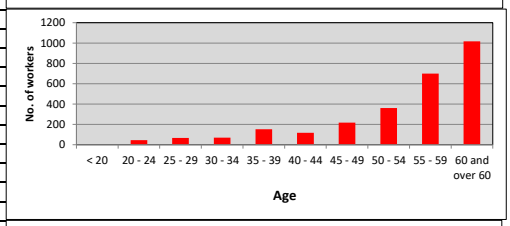

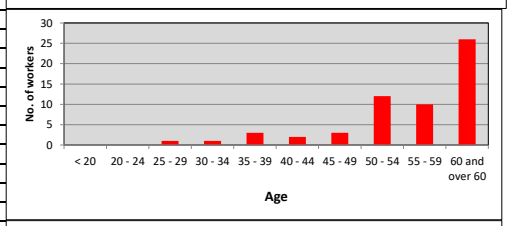

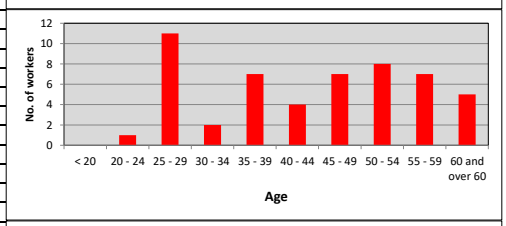

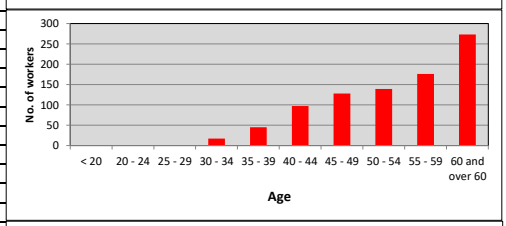

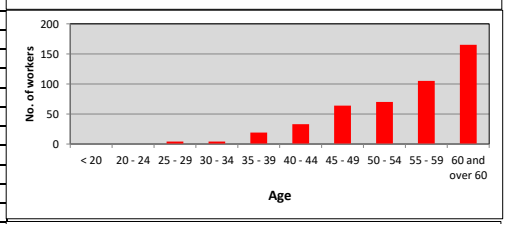

TRADE	AGE	RGW	RSS	RSS(P)	RSW	RSW(P)	Total
Demolition Worker(Unauthorized Building Works)	< 20				0	0	0
	20 - 24				0	0	0
	25 - 29				0	0	0
	30 - 34				0	0	0
	35 - 39				0	0	0
	40 - 44				2	0	2
	45 - 49				3	0	3
	50 - 54				4	0	4
	55 - 59				7	0	7
	60 and over 60				4	0	4
	Subtotal				20	0	20
Metal-steel Worker(Master)	< 20		0	0	0	0	0
	20 - 24		0	0	0	0	0
	25 - 29		0	0	0	0	0
	30 - 34		0	0	39	0	39
	35 - 39		0	0	117	0	117
	40 - 44		0	0	184	0	184
	45 - 49		1	0	308	0	309
	50 - 54		0	0	302	0	302
	55 - 59		0	0	340	0	340
	60 and over 60		0	0	445	0	445
	Subtotal		1	0	1735	0	1736
Metal Worker	< 20		2	0	0	0	2
	20 - 24		52	0	0	0	52
	25 - 29		111	0	10	0	121
	30 - 34		70	0	169	0	239
	35 - 39		51	0	354	10	415
	40 - 44		36	0	604	19	659
	45 - 49		49	0	820	22	891
	50 - 54		53	0	930	25	1008
	55 - 59		42	0	1097	12	1151
	60 and over 60		62	0	1685	24	1771
	Subtotal		528	0	5669	112	6309
Structural Steel Erector	< 20		0	0	0	0	0
	20 - 24		0	0	0	0	0
	25 - 29		0	0	1	0	1
	30 - 34		0	0	0	0	0
	35 - 39		1	0	3	0	4
	40 - 44		1	0	7	0	8
	45 - 49		1	0	12	0	13
	50 - 54		0	0	7	0	7
	55 - 59		1	0	28	0	29
	60 and over 60		1	0	17	0	18
	Subtotal		5	0	75	0	80
Construction Goods Vehicle Driver(Master)	< 20				0		0
	20 - 24				0		0
	25 - 29				0		0
	30 - 34				2		2
	35 - 39				6		6
	40 - 44				10		10
	45 - 49				9		9
	50 - 54				20		20
	55 - 59				17		17
	60 and over 60				20		20
	Subtotal				84		84
Truck Driver(Medium Goods Vehicles)	< 20				0		0
	20 - 24				3		3
	25 - 29				101		101
	30 - 34				406		406
	35 - 39				962		962
	40 - 44				1268		1268
	45 - 49				1473		1473
	50 - 54				1536		1536
	55 - 59				1826		1826
	60 and over 60				2249		2249
	Subtotal				9824		9824
Truck Driver(Heavy Goods Vehicles)	< 20				0		0
	20 - 24				1		1
	25 - 29				43		43
	30 - 34				160		160
	35 - 39				329		329
	40 - 44				510		510
	45 - 49				598		598
	50 - 54				724		724
	55 - 59				935		935
	60 and over 60				1980		1980
	Subtotal				5280		5280
Truck Driver(Special Purpose Vehicles)	< 20				0		0
	20 - 24				0		0
	25 - 29				4		4
	30 - 34				20		20
	35 - 39				60		60
	40 - 44				68		68
	45 - 49				70		70
	50 - 54				91		91
	55 - 59				76		76
	60 and over 60				103		103
	Subtotal				492		492

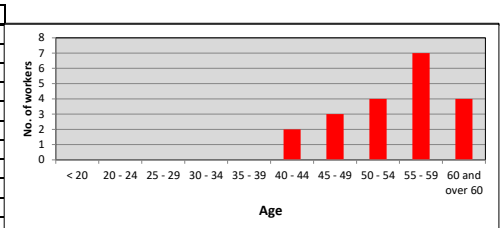

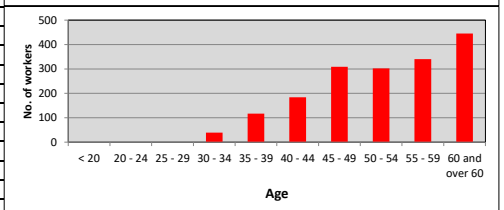

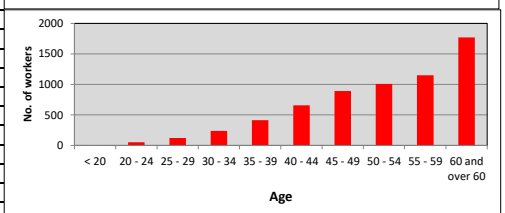

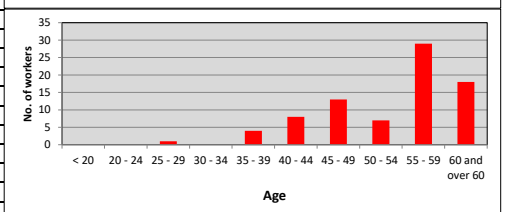

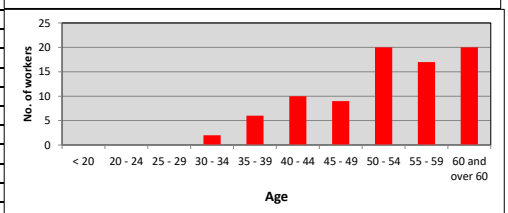

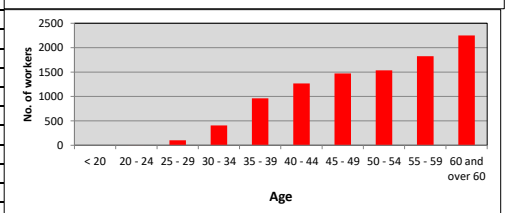

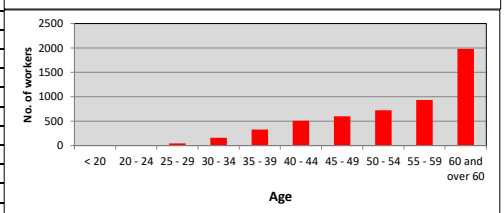

TRADE	AGE	RGW	RSS	RSS(P)	RSW	RSW(P)	Total
Truck Driver(Articulated Vehicles)	< 20				0		0
	20 - 24				0		0
	25 - 29				5		5
	30 - 34				14		14
	35 - 39				46		46
	40 - 44				63		63
	45 - 49				89		89
	50 - 54				160		160
	55 - 59				183		183
	60 and over 60				243		243
	Subtotal				803		803
Rigger/ Metal Formwork Erector	< 20		0	0	0	0	0
	20 - 24		34	0	1	0	35
	25 - 29		62	0	7	0	69
	30 - 34		86	0	50	0	136
	35 - 39		83	0	144	1	228
	40 - 44		75	0	225	8	308
	45 - 49		68	0	273	4	345
	50 - 54		45	0	333	7	385
	55 - 59		37	0	362	0	399
	60 and over 60		32	0	489	2	523
	Subtotal		522	0	1884	22	2428
Marine Construction Plant Operator(Lifting) (Master)	< 20		0	0	0	0	0
	20 - 24		0	0	0	0	0
	25 - 29		0	0	0	0	0
	30 - 34		0	0	0	0	0
	35 - 39		0	0	0	0	0
	40 - 44		0	0	11	0	11
	45 - 49		0	0	34	0	34
	50 - 54		0	0	55	0	55
	55 - 59		0	0	83	0	83
	60 and over 60		0	0	77	0	77
	Subtotal		0	0	260	0	260
Marine Construction Plant Operator(Derrick)	< 20		0	0	0	0	0
	20 - 24		0	0	0	0	0
	25 - 29		0	0	0	0	0
	30 - 34		0	0	1	0	1
	35 - 39		0	0	3	0	3
	40 - 44		0	0	8	0	8
	45 - 49		0	0	9	0	9
	50 - 54		0	0	22	1	23
	55 - 59		0	0	30	0	30
	60 and over 60		0	0	49	0	49
	Subtotal		0	0	122	1	123
Marine Construction Plant Operator(Boom-grab Bucket)	< 20		0	0	0	0	0
	20 - 24		0	0	0	0	0
	25 - 29		0	0	0	0	0
	30 - 34		0	0	0	0	0
	35 - 39		0	0	0	0	0
	40 - 44		0	0	0	0	0
	45 - 49		0	0	5	0	5
	50 - 54		0	0	9	0	9
	55 - 59		0	0	6	0	6
	60 and over 60		0	0	15	0	15
	Subtotal		0	0	35	0	35
Marine Construction Plant Operator(Boom-hook)	< 20		0	0	0	0	0
	20 - 24		0	0	0	0	0
	25 - 29		0	0	0	0	0
	30 - 34		0	0	0	0	0
	35 - 39		0	0	0	0	0
	40 - 44		0	0	0	0	0
	45 - 49		0	0	2	0	2
	50 - 54		0	0	1	0	1
	55 - 59		0	0	2	0	2
	60 and over 60		0	0	6	0	6
	Subtotal		0	0	11	0	11
False Ceiling Installer	< 20		0	0	0	0	0
	20 - 24		0	0	3	0	3
	25 - 29		8	0	21	0	29
	30 - 34		2	0	161	0	163
	35 - 39		4	0	203	0	207
	40 - 44		1	0	260	0	261
	45 - 49		1	0	243	0	244
	50 - 54		0	0	160	0	160
	55 - 59		0	0	113	0	113
	60 and over 60		0	0	54	0	54
	Subtotal		16	0	1218	0	1234
Asbestos Abatement Worker	< 20				0	0	0
	20 - 24				0	0	0
	25 - 29				0	0	0
	30 - 34				2	0	2
	35 - 39				8	0	8
	40 - 44				8	0	8
	45 - 49				8	0	8
	50 - 54				9	0	9
	55 - 59				14	0	14
	60 and over 60				15	0	15
	Subtotal				64	0	64
General Welder	< 20		1	0	0	0	1
	20 - 24		67	0	8	0	75
	25 - 29		204	0	68	0	272
	30 - 34		223	0	147	0	370
	35 - 39		167	0	242	0	409
	40 - 44		237	0	404	1	642
	45 - 49		261	0	623	1	885
	50 - 54		240	0	709	1	950
	55 - 59		303	0	1096	1	1400
	60 and over 60		568	0	1957	2	2527
	Subtotal		2271	0	5254	6	7531

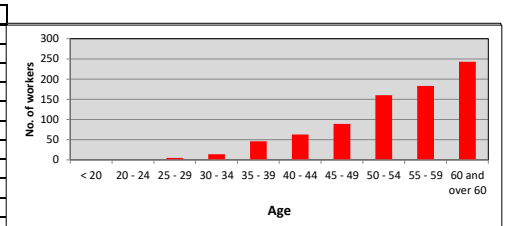

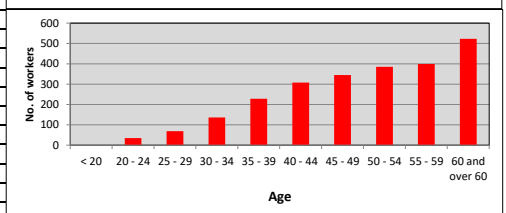

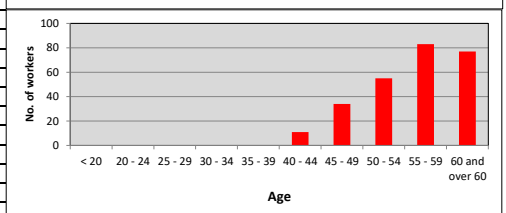

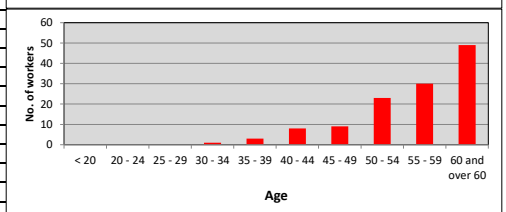

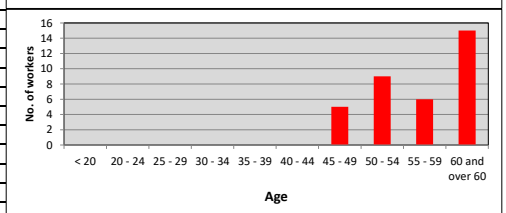

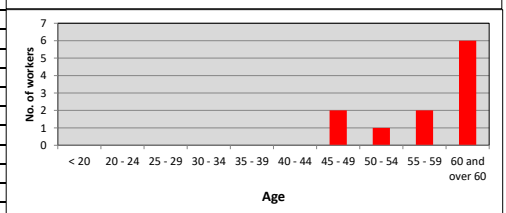

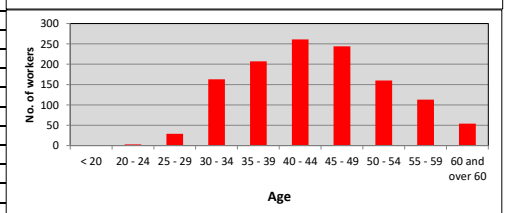

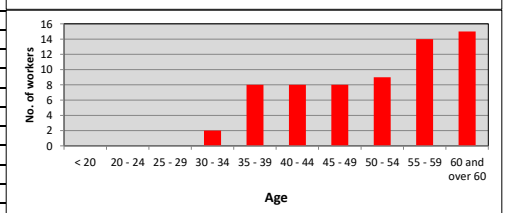

TRADE	AGE	RGW	RSS	RSS(P)	RSW	RSW(P)	Total
Structural Steel Welder	< 20				1		1
	20 - 24				12		12
	25 - 29				63		63
	30 - 34				70		70
	35 - 39				76		76
	40 - 44				56		56
	45 - 49				84		84
	50 - 54				60		60
	55 - 59				90		90
	60 and over 60				123		123
	Subtotal				635		635
Concrete and Grouting Worker(Master)	< 20				0	0	0
	20 - 24				0	0	0
	25 - 29				0	0	0
	30 - 34				10	0	10
	35 - 39				37	0	37
	40 - 44				53	0	53
	45 - 49				88	0	88
	50 - 54				105	0	105
	55 - 59				130	0	130
	60 and over 60				195	0	195
	Subtotal				618	0	618
Concretor	< 20		4	0	0	0	4
	20 - 24		173	0	1	0	174
	25 - 29		351	0	9	0	360
	30 - 34		334	0	47	0	381
	35 - 39		389	0	110	3	502
	40 - 44		406	0	167	4	577
	45 - 49		345	0	215	8	568
	50 - 54		227	0	264	12	503
	55 - 59		151	0	426	8	585
	60 and over 60		290	0	1010	12	1312
	Subtotal		2670	0	2249	47	4966
Concrete Repairer(Spalling Concrete)	< 20				0	0	0
	20 - 24				1	0	1
	25 - 29				13	0	13
	30 - 34				55	0	55
	35 - 39				68	0	68
	40 - 44				111	0	111
	45 - 49				134	3	137
	50 - 54				157	0	157
	55 - 59				298	0	298
	60 and over 60				498	3	501
	Subtotal				1335	6	1341
Shotcretor	< 20				0	0	0
	20 - 24				0	0	0
	25 - 29				1	0	1
	30 - 34				2	0	2
	35 - 39				8	0	8
	40 - 44				13	1	14
	45 - 49				15	0	15
	50 - 54				16	1	17
	55 - 59				28	0	28
	60 and over 60				45	2	47
	Subtotal				128	4	132
Grouting Worker	< 20				0	0	0
	20 - 24				0	0	0
	25 - 29				2	0	2
	30 - 34				11	0	11
	35 - 39				16	0	16
	40 - 44				39	0	39
	45 - 49				30	0	30
	50 - 54				33	1	34
	55 - 59				38	0	38
	60 and over 60				82	0	82
	Subtotal				251	1	252
Marble Worker(Master)	< 20		3	0	0	0	3
	20 - 24		10	0	0	0	10
	25 - 29		27	0	0	0	27
	30 - 34		19	0	40	0	59
	35 - 39		15	0	133	3	151
	40 - 44		7	0	230	3	240
	45 - 49		6	0	368	11	385
	50 - 54		7	0	326	4	337
	55 - 59		6	0	310	1	317
	60 and over 60		7	0	297	3	307
	Subtotal		107	0	1704	25	1836
Marble Worker(Polishing)	< 20		0	0	0	0	0
	20 - 24		1	0	0	0	1
	25 - 29		18	0	0	0	18
	30 - 34		14	0	12	0	26
	35 - 39		8	0	36	0	44
	40 - 44		5	0	43	0	48
	45 - 49		6	0	63	0	69
	50 - 54		5	0	36	0	41
	55 - 59		1	0	45	0	46
	60 and over 60		2	0	40	0	42
	Subtotal		60	0	275	0	335

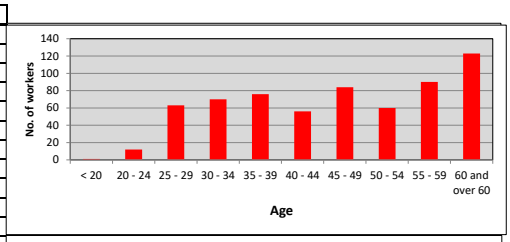

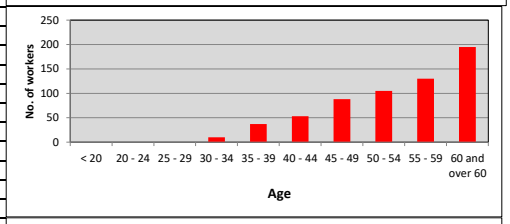

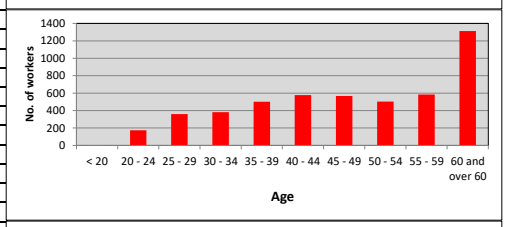

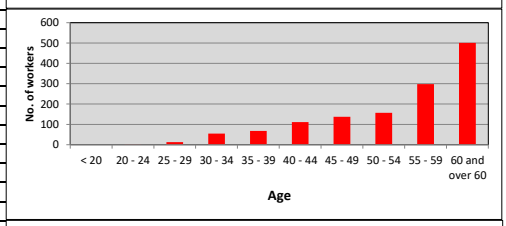

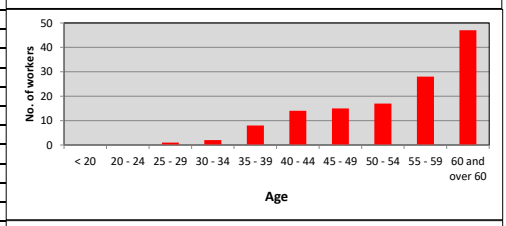

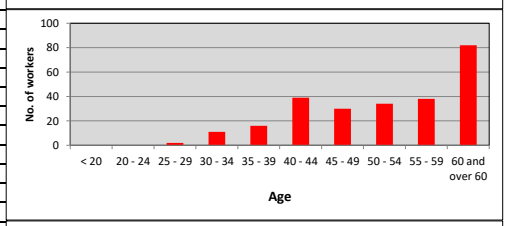

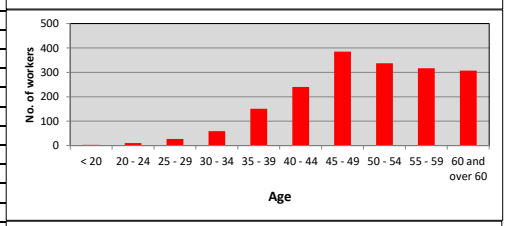

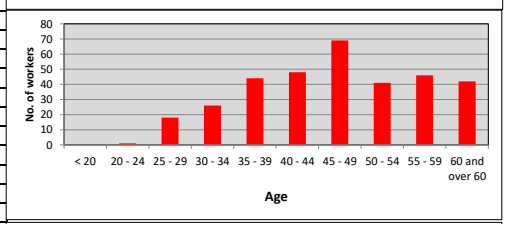

TRADE	AGE	RGW	RSS	RSS(P)	RSW	RSW(P)	Total
Marble Worker(Dry Fixing)	< 20		0	0	0	0	0
	20 - 24		0	0	0	0	0
	25 - 29		0	0	0	0	0
	30 - 34		0	0	0	0	0
	35 - 39		0	0	1	0	1
	40 - 44		0	0	7	0	7
	45 - 49		0	0	6	0	6
	50 - 54		0	0	2	0	2
	55 - 59		0	0	3	0	3
	60 and over 60		0	0	4	0	4
	Subtotal		0	0	23	0	23
Marble Worker(Wet Fixing)	< 20		0	0	0	0	0
	20 - 24		0	0	0	0	0
	25 - 29		3	0	0	0	3
	30 - 34		3	0	1	0	4
	35 - 39		0	0	1	0	1
	40 - 44		1	0	6	0	7
	45 - 49		0	0	13	0	13
	50 - 54		0	0	2	0	2
	55 - 59		0	0	8	0	8
	60 and over 60		0	0	10	0	10
	Subtotal		7	0	41	0	48
Window Frame Installer	< 20		0	0	0	0	0
	20 - 24		8	0	1	0	9
	25 - 29		20	0	5	0	25
	30 - 34		32	0	53	0	85
	35 - 39		35	0	114	1	150
	40 - 44		22	0	162	4	188
	45 - 49		24	0	235	7	266
	50 - 54		22	0	228	8	258
	55 - 59		18	0	265	1	284
	60 and over 60		29	0	259	2	290
	Subtotal		210	0	1322	23	1555
Scaffolder(Master)	< 20		0	0	0	0	0
	20 - 24		25	0	0	0	25
	25 - 29		18	0	1	0	19
	30 - 34		21	0	8	0	29
	35 - 39		9	0	33	0	42
	40 - 44		8	0	36	0	44
	45 - 49		4	0	41	0	45
	50 - 54		0	0	37	0	37
	55 - 59		0	0	25	0	25
	60 and over 60		0	0	34	0	34
	Subtotal		85	0	215	0	300
Bamboo Scaffolder	< 20		0	0	0	0	0
	20 - 24		33	0	6	0	39
	25 - 29		67	0	29	0	96
	30 - 34		83	0	114	0	197
	35 - 39		60	0	241	0	301
	40 - 44		44	0	248	1	293
	45 - 49		37	0	266	3	306
	50 - 54		39	0	294	4	337
	55 - 59		23	0	375	1	399
	60 and over 60		24	0	460	1	485
	Subtotal		410	0	2033	10	2453
Metal Scaffolder	< 20		3	0	0	0	3
	20 - 24		73	0	34	0	107
	25 - 29		125	0	394	0	519
	30 - 34		105	0	579	0	684
	35 - 39		108	0	748	1	857
	40 - 44		129	0	909	13	1051
	45 - 49		131	0	1012	7	1150
	50 - 54		83	0	810	8	901
	55 - 59		56	0	617	3	676
	60 and over 60		55	0	650	5	710
	Subtotal		868	0	5753	37	6658
Partition (Metal Frame) Installer	< 20				0	0	0
	20 - 24				0	0	0
	25 - 29				0	0	0
	30 - 34				6	0	6
	35 - 39				5	0	5
	40 - 44				5	0	5
	45 - 49				7	0	7
	50 - 54				2	0	2
	55 - 59				4	0	4
	60 and over 60				2	0	2
	Subtotal				31	0	31
Prestressing Operative	< 20				0	0	0
	20 - 24				2	0	2
	25 - 29				13	0	13
	30 - 34				10	0	10
	35 - 39				8	0	8
	40 - 44				20	0	20
	45 - 49				17	0	17
	50 - 54				14	0	14
	55 - 59				22	0	22
	60 and over 60				34	0	34
	Subtotal				140	0	140
Curtain Wall and Glass Panes Installer(Master)	< 20		0	0	0	0	0
	20 - 24		0	0	0	0	0
	25 - 29		0	0	0	0	0
	30 - 34		0	0	64	0	64
	35 - 39		0	0	214	0	214
	40 - 44		0	0	255	0	255
	45 - 49		0	0	310	0	310
	50 - 54		0	0	258	0	258
	55 - 59		0	0	237	0	237
	60 and over 60		0	0	217	0	217
	Subtotal		0	0	1555	0	1555

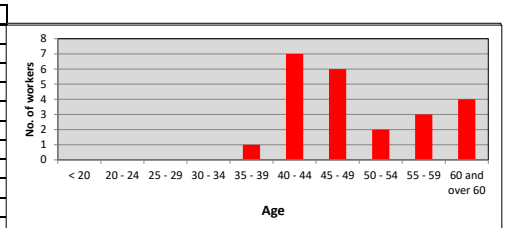

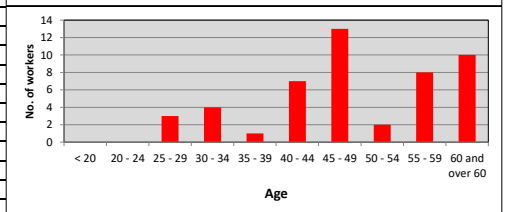

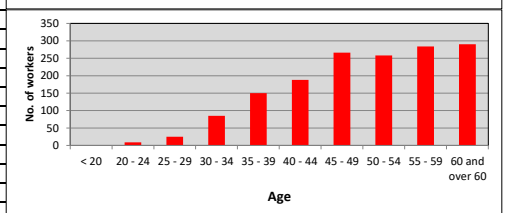

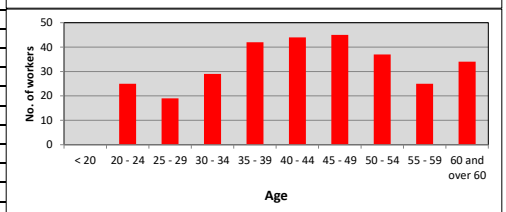

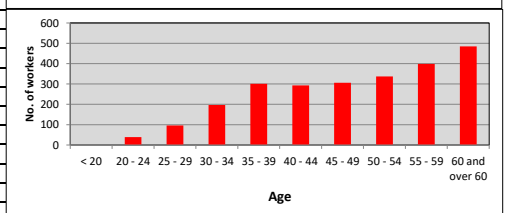

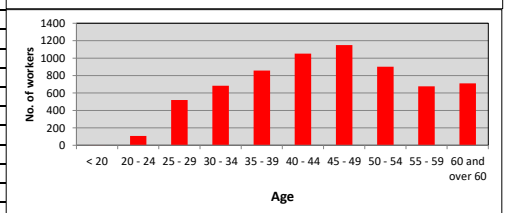

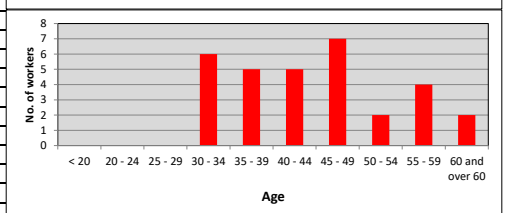

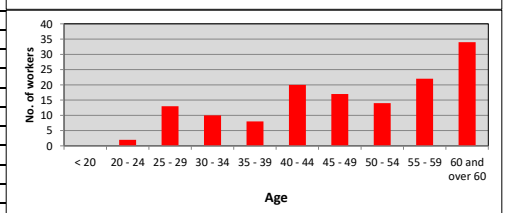

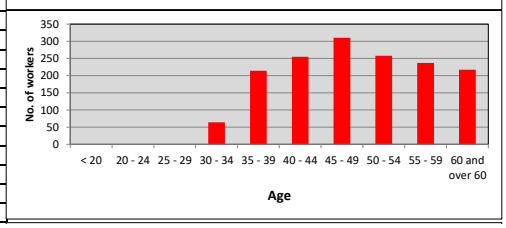

TRADE	AGE	RGW	RSS	RSS(P)	RSW	RSW(P)	Total
Glazier	< 20		0	0	0	0	0
	20 - 24		0	0	0	0	0
	25 - 29		5	0	2	0	7
	30 - 34		7	0	12	0	19
	35 - 39		8	0	39	0	47
	40 - 44		7	0	52	0	59
	45 - 49		11	0	86	1	98
	50 - 54		3	0	79	0	82
	55 - 59		6	0	117	1	124
	60 and over 60		6	0	124	0	130
	Subtotal		53	0	511	2	566
Curtain Wall Installer	< 20		0	0	0	0	0
	20 - 24		12	0	1	0	13
	25 - 29		22	0	10	0	32
	30 - 34		16	0	42	0	58
	35 - 39		12	0	76	0	88
	40 - 44		9	0	135	5	149
	45 - 49		11	0	223	6	240
	50 - 54		3	0	183	2	188
	55 - 59		6	0	191	7	204
	60 and over 60		1	0	210	1	212
	Subtotal		92	0	1071	21	1184
Diver(Construction Worker)	< 20				0		0
	20 - 24				19		19
	25 - 29				31		31
	30 - 34				27		27
	35 - 39				36		36
	40 - 44				38		38
	45 - 49				31		31
	50 - 54				39		39
	55 - 59				40		40
	60 and over 60				43		43
	Subtotal				304		304
Floor Layer(Master)	< 20		0	0	0	0	0
	20 - 24		0	0	0	0	0
	25 - 29		0	0	0	0	0
	30 - 34		0	0	1	0	1
	35 - 39		0	0	16	0	16
	40 - 44		0	0	19	0	19
	45 - 49		0	0	15	0	15
	50 - 54		0	0	19	0	19
	55 - 59		0	0	60	0	60
	60 and over 60		0	0	66	0	66
	Subtotal		0	0	196	0	196
Floor Layer(Timber Flooring)	< 20		3	0	0	0	3
	20 - 24		17	0	0	0	17
	25 - 29		4	0	0	0	4
	30 - 34		2	0	1	0	3
	35 - 39		0	0	5	0	5
	40 - 44		1	0	8	0	9
	45 - 49		1	0	12	0	13
	50 - 54		0	0	13	0	13
	55 - 59		0	0	13	0	13
	60 and over 60		2	0	25	2	29
	Subtotal		30	0	77	2	109
Floor Layer(PVC Flooring)	< 20		0	0	0	0	0
	20 - 24		0	0	0	0	0
	25 - 29		0	0	0	0	0
	30 - 34		0	0	1	0	1
	35 - 39		0	0	7	0	7
	40 - 44		0	0	9	0	9
	45 - 49		0	0	10	0	10
	50 - 54		0	0	6	0	6
	55 - 59		0	0	16	0	16
	60 and over 60		0	0	20	1	21
	Subtotal		0	0	69	1	70
Trackworker	< 20				0	0	0
	20 - 24				4	0	4
	25 - 29				30	0	30
	30 - 34				29	0	29
	35 - 39				63	0	63
	40 - 44				44	0	44
	45 - 49				53	0	53
	50 - 54				47	0	47
	55 - 59				65	0	65
	60 and over 60				130	0	130
	Subtotal				465	0	465
Tunnel Worker	< 20				0	0	0
	20 - 24				0	0	0
	25 - 29				2	0	2
	30 - 34				7	0	7
	35 - 39				20	0	20
	40 - 44				39	1	40
	45 - 49				57	1	58
	50 - 54				38	2	40
	55 - 59				29	3	32
	60 and over 60				51	0	51
	Subtotal				243	7	250

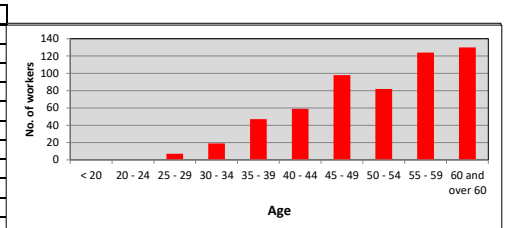

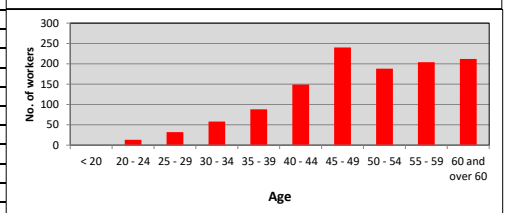

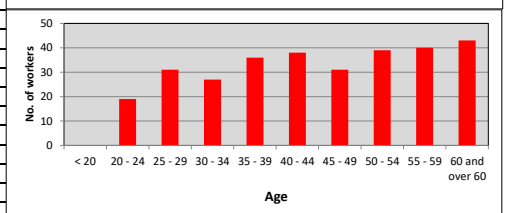

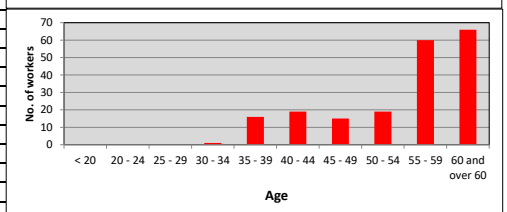

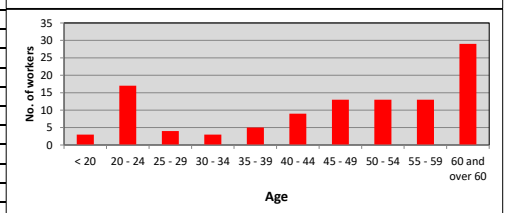

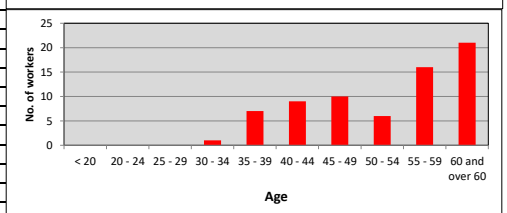

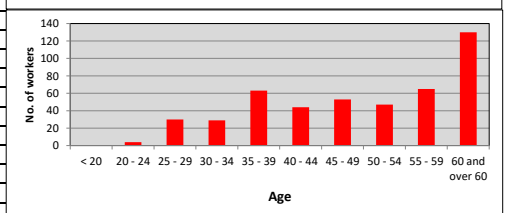

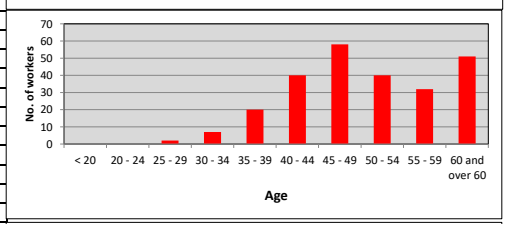

TRADE	AGE	RGW	RSS	RSS(P)	RSW	RSW(P)	Total
Ground Investigation Operator/ Driller/ Borer	< 20		0	0	0	0	0
	20 - 24		2	0	0	0	2
	25 - 29		13	0	15	0	28
	30 - 34		24	0	18	0	42
	35 - 39		11	0	29	0	40
	40 - 44		16	0	56	0	72
	45 - 49		13	0	73	0	86
	50 - 54		5	0	79	0	84
	55 - 59		7	0	118	3	128
	60 and over 60		6	0	219	1	226
	Subtotal		97	0	607	4	708
Plant and Equipment Operator(Fork-lift Truck)	< 20				0		0
	20 - 24				76		76
	25 - 29				295		295
	30 - 34				412		412
	35 - 39				485		485
	40 - 44				448		448
	45 - 49				458		458
	50 - 54				363		363
	55 - 59				350		350
	60 and over 60				358		358
	Subtotal				3245		3245
Plant and Equipment Operator(Mini -loader)	< 20				0		0
	20 - 24				13		13
	25 - 29				36		36
	30 - 34				50		50
	35 - 39				53		53
	40 - 44				73		73
	45 - 49				116		116
	50 - 54				84		84
	55 - 59				83		83
	60 and over 60				130		130
	Subtotal				638		638
Plant and Equipment Operator(Mini-loader(with Attachments))	< 20				0		0
	20 - 24				0		0
	25 - 29				0		0
	30 - 34				0		0
	35 - 39				0		0
	40 - 44				4		4
	45 - 49				0		0
	50 - 54				1		1
	55 - 59				1		1
	60 and over 60				2		2
	Subtotal				8		8
Plant and Equipment Operator(Piling)(Master)	< 20		0	0	0	0	0
	20 - 24		0	0	0	0	0
	25 - 29		0	0	0	0	0
	30 - 34		0	0	10	0	10
	35 - 39		0	0	31	0	31
	40 - 44		0	0	28	0	28
	45 - 49		0	0	30	0	30
	50 - 54		0	0	39	0	39
	55 - 59		0	0	29	0	29
	60 and over 60		0	0	28	0	28
	Subtotal		0	0	195	0	195
Plant and Equipment Operator(Percussive Pile)	< 20		0	0	0	0	0
	20 - 24		0	0	0	0	0
	25 - 29		0	0	0	0	0
	30 - 34		0	0	0	0	0
	35 - 39		0	0	2	0	2
	40 - 44		0	0	2	0	2
	45 - 49		0	0	4	0	4
	50 - 54		0	0	3	0	3
	55 - 59		0	0	3	1	4
	60 and over 60		0	0	15	0	15
	Subtotal		0	0	29	1	30
Plant and Equipment Operator(Bored Pile)	< 20		0	0	0	0	0
	20 - 24		0	0	1	0	1
	25 - 29		1	0	7	0	8
	30 - 34		2	0	8	0	10
	35 - 39		3	0	19	0	22
	40 - 44		2	0	27	0	29
	45 - 49		1	0	24	1	26
	50 - 54		1	0	21	0	22
	55 - 59		1	0	32	0	33
	60 and over 60		0	0	57	0	57
	Subtotal		11	0	196	1	208
Plant and Equipment Operator(Suspended Working Platform)	< 20				3		3
	20 - 24				380		380
	25 - 29				700		700
	30 - 34				600		600
	35 - 39				494		494
	40 - 44				561		561
	45 - 49				568		568
	50 - 54				467		467
	55 - 59				377		377
	60 and over 60				315		315
	Subtotal				4465		4465

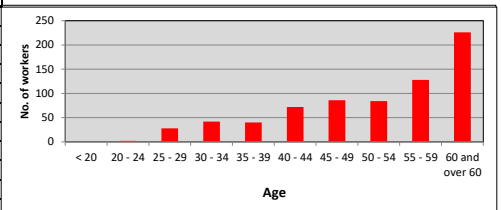

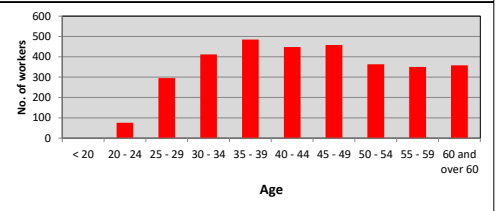

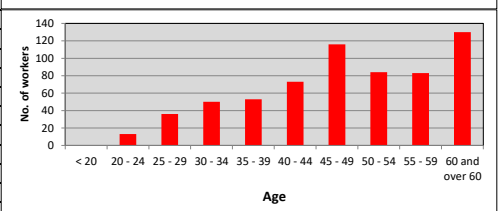

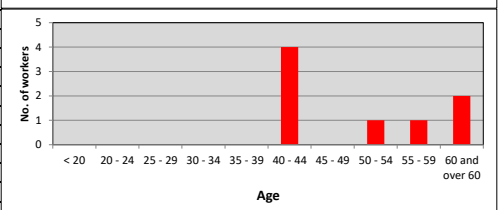

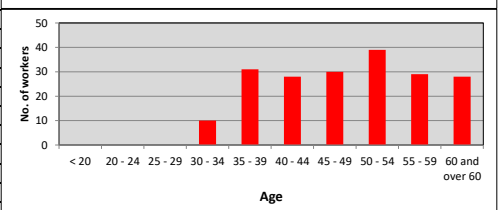

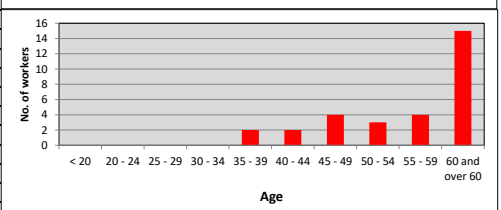

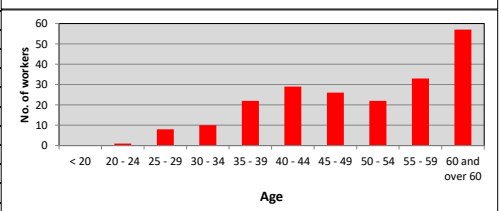

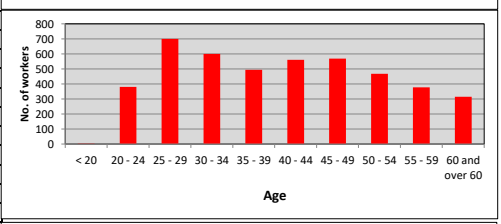

TRADE	AGE	RGW	RSS	RSS(P)	RSW	RSW(P)	Total
Plant and Equipment Operator(Demolition) - Excavator	< 20				0		0
	20 - 24				0		0
	25 - 29				0		0
	30 - 34				1		1
	35 - 39				0		0
	40 - 44				1		1
	45 - 49				1		1
	50 - 54				0		0
	55 - 59				0		0
	60 and over 60				2		2
	Subtotal				5		5
Plant and Equipment Operator(Excavator)	< 20				0		0
	20 - 24				42		42
	25 - 29				252		252
	30 - 34				342		342
	35 - 39				410		410
	40 - 44				611		611
	45 - 49				627		627
	50 - 54				596		596
	55 - 59				1056		1056
	60 and over 60				1372		1372
	Subtotal				5308		5308
Builder's Lift Operator	< 20		0		0		0
	20 - 24		0		2		2
	25 - 29		0		1		1
	30 - 34		0		2		2
	35 - 39		0		17		17
	40 - 44		0		40		40
	45 - 49		0		81		81
	50 - 54		0		109		109
	55 - 59		0		118		118
	60 and over 60		0		126		126
	Subtotal		0		496		496
Plant and Equipment Operator(Bulldozer)	< 20				0		0
	20 - 24				3		3
	25 - 29				3		3
	30 - 34				11		11
	35 - 39				13		13
	40 - 44				14		14
	45 - 49				12		12
	50 - 54				26		26
	55 - 59				32		32
	60 and over 60				59		59
	Subtotal				173		173
Plant and Equipment Operator(Truck-mounted Crane)	< 20				0		0
	20 - 24				3		3
	25 - 29				51		51
	30 - 34				167		167
	35 - 39				281		281
	40 - 44				334		334
	45 - 49				397		397
	50 - 54				499		499
	55 - 59				610		610
	60 and over 60				1074		1074
	Subtotal				3416		3416
Plant and Equipment Operator(Dumper)	< 20				0		0
	20 - 24				0		0
	25 - 29				0		0
	30 - 34				1		1
	35 - 39				1		1
	40 - 44				0		0
	45 - 49				0		0
	50 - 54				0		0
	55 - 59				1		1
	60 and over 60				2		2
	Subtotal				5		5
Plant and Equipment Operator(Loader)	< 20				0		0
	20 - 24				1		1
	25 - 29				9		9
	30 - 34				4		4
	35 - 39				10		10
	40 - 44				32		32
	45 - 49				19		19
	50 - 54				25		25
	55 - 59				45		45
	60 and over 60				85		85
	Subtotal				230		230
Plant and Equipment Operator(Tower Crane)	< 20				0		0
	20 - 24				2		2
	25 - 29				14		14
	30 - 34				28		28
	35 - 39				41		41
	40 - 44				64		64
	45 - 49				87		87
	50 - 54				86		86
	55 - 59				112		112
	60 and over 60				202		202
	Subtotal				636		636

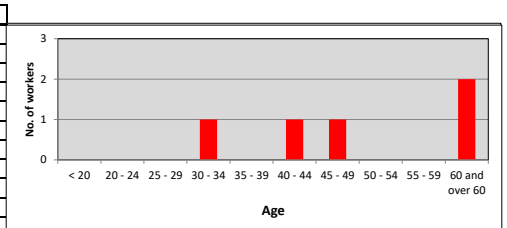

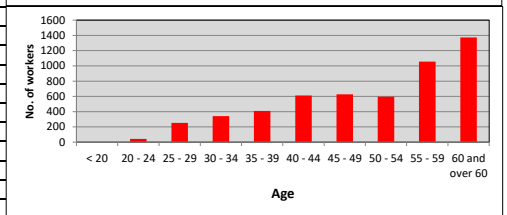

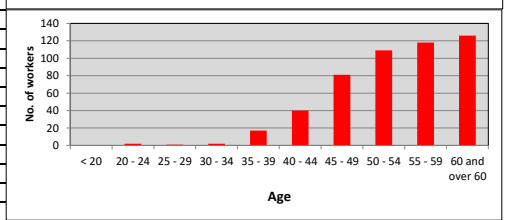

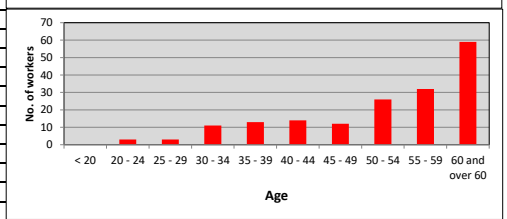

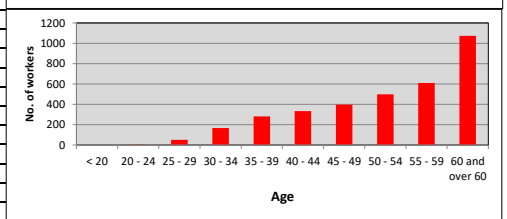

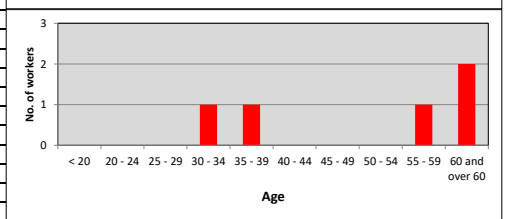

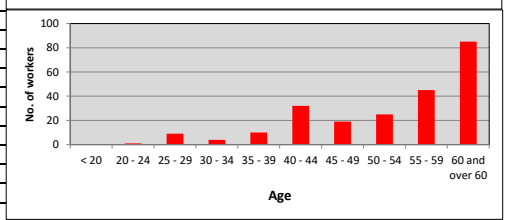

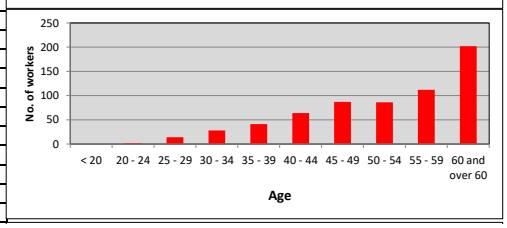

TRADE	AGE	RGW	RSS	RSS(P)	RSW	RSW(P)	Total
Plant and Equipment Operator(Crawler-mounted Mobile Crane)	< 20				0		0
	20 - 24				5		5
	25 - 29				30		30
	30 - 34				58		58
	35 - 39				81		81
	40 - 44				104		104
	45 - 49				129		129
	50 - 54				127		127
	55 - 59				210		210
	60 and over 60				407		407
	Subtotal				1151		1151
Plant and Equipment Operator(Wheeled Telescopic Mobile Crane)	< 20				0		0
	20 - 24				1		1
	25 - 29				7		7
	30 - 34				10		10
	35 - 39				25		25
	40 - 44				26		26
	45 - 49				39		39
	50 - 54				64		64
	55 - 59				67		67
	60 and over 60				119		119
	Subtotal				358		358
Plant and Equipment Operator(Locomotive)	< 20				0		0
	20 - 24				0		0
	25 - 29				1		1
	30 - 34				6		6
	35 - 39				4		4
	40 - 44				6		6
	45 - 49				2		2
	50 - 54				4		4
	55 - 59				0		0
	60 and over 60				1		1
	Subtotal				24		24
Plant and Equipment Operator(Gantry Crane)	< 20				0		0
	20 - 24				8		8
	25 - 29				48		48
	30 - 34				47		47
	35 - 39				82		82
	40 - 44				81		81
	45 - 49				71		71
	50 - 54				88		88
	55 - 59				100		100
	60 and over 60				177		177
	Subtotal				702		702
Plant and Equipment Operator(Compactor)	< 20				0		0
	20 - 24				2		2
	25 - 29				4		4
	30 - 34				10		10
	35 - 39				15		15
	40 - 44				15		15
	45 - 49				32		32
	50 - 54				13		13
	55 - 59				22		22
	60 and over 60				28		28
	Subtotal				141		141
Plant and Equipment Operator(Tunneling) - Jumbo Drilling	< 20		0	0	0	0	0
	20 - 24		0	0	0	0	0
	25 - 29		0	0	1	0	1
	30 - 34		0	0	7	0	7
	35 - 39		0	0	7	0	7
	40 - 44		0	0	7	1	8
	45 - 49		0	0	10	1	11
	50 - 54		0	0	2	3	5
	55 - 59		2	0	3	5	10
	60 and over 60		0	0	14	0	14
	Subtotal		2	0	51	10	63
Plant and Equipment Operator(Tunneling) - Segment Erection	< 20		0	0	0	0	0
	20 - 24		0	0	0	0	0
	25 - 29		0	0	0	0	0
	30 - 34		0	0	2	0	2
	35 - 39		0	0	4	0	4
	40 - 44		0	0	3	0	3
	45 - 49		0	0	11	0	11
	50 - 54		0	0	3	0	3
	55 - 59		0	0	1	0	1
	60 and over 60		0	0	0	0	0
	Subtotal		0	0	24	0	24

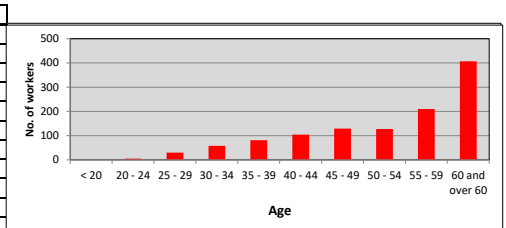

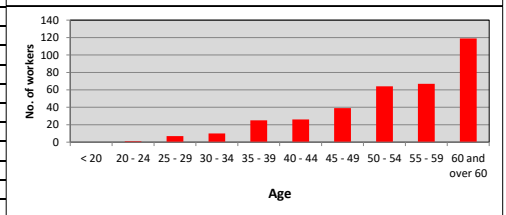

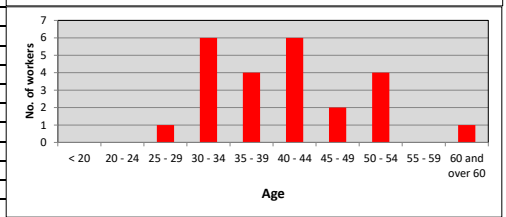

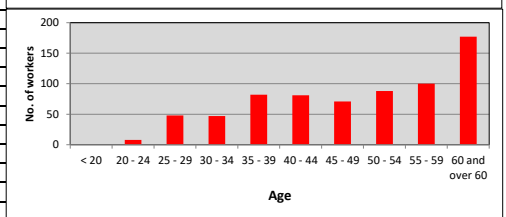

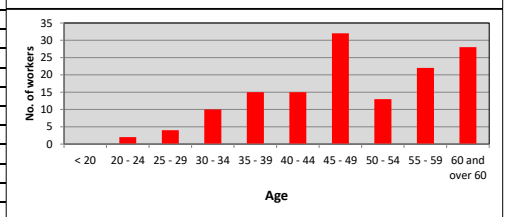

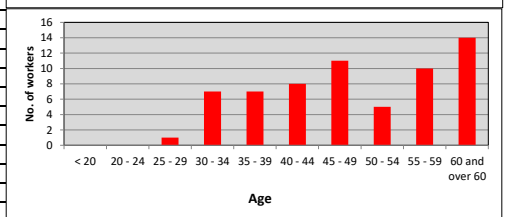

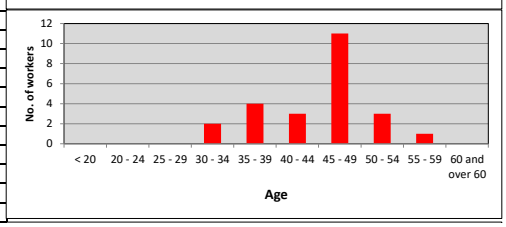

TRADE	AGE	RGW	RSS	RSS(P)	RSW	RSW(P)	Total
Plant and Equipment Operator(Tunneling) - Tunnel Boring Machine	< 20		0	0	0	0	0
	20 - 24		0	0	0	0	0
	25 - 29		0	0	0	0	0
	30 - 34		0	0	1	0	1
	35 - 39		0	0	2	0	2
	40 - 44		0	0	6	0	6
	45 - 49		0	0	4	0	4
	50 - 54		0	0	3	0	3
	55 - 59		0	0	1	0	1
	60 and over 60		0	0	2	0	2
	Subtotal		0	0	19	0	19
Bar Bender and Fixer	< 20		3	0	0	0	3
	20 - 24		357	0	1	0	358
	25 - 29		880	0	25	0	905
	30 - 34		887	0	265	0	1152
	35 - 39		600	0	605	9	1214
	40 - 44		475	0	655	22	1152
	45 - 49		385	0	644	15	1044
	50 - 54		201	0	523	10	734
	55 - 59		115	0	799	6	920
	60 and over 60		68	0	1810	18	1896
	Subtotal		3971	0	5327	80	9378
Painter and Decorator(Master)	< 20		9	0	0	0	9
	20 - 24		131	0	1	0	132
	25 - 29		235	0	29	0	264
	30 - 34		218	0	306	0	524
	35 - 39		197	0	1002	10	1209
	40 - 44		123	0	1128	37	1288
	45 - 49		125	0	1550	46	1721
	50 - 54		120	0	1561	43	1724
	55 - 59		129	0	2062	34	2225
	60 and over 60		175	1	2315	29	2520
	Subtotal		1462	1	9954	199	11616
Painter and Decorator(Roller Painting)	< 20				0	0	0
	20 - 24				0	0	0
	25 - 29				0	0	0
	30 - 34				5	0	5
	35 - 39				2	0	2
	40 - 44				4	0	4
	45 - 49				9	0	9
	50 - 54				13	0	13
	55 - 59				10	0	10
	60 and over 60				6	0	6
	Subtotal				49	0	49
Painter and Decorator(Surface Filling)	< 20				0	0	0
	20 - 24				1	0	1
	25 - 29				2	0	2
	30 - 34				8	0	8
	35 - 39				0	0	0
	40 - 44				1	0	1
	45 - 49				8	0	8
	50 - 54				8	0	8
	55 - 59				6	0	6
	60 and over 60				1	0	1
	Subtotal				35	0	35
Painter and Decorator(Emulsion Painting)	< 20				0	0	0
	20 - 24				0	0	0
	25 - 29				3	0	3
	30 - 34				0	0	0
	35 - 39				6	0	6
	40 - 44				3	0	3
	45 - 49				7	0	7
	50 - 54				8	0	8
	55 - 59				11	0	11
	60 and over 60				10	0	10
	Subtotal				48	0	48
Painter and Decorator(Brushing Lacquering)	< 20				0	0	0
	20 - 24				0	0	0
	25 - 29				0	0	0
	30 - 34				0	0	0
	35 - 39				1	0	1
	40 - 44				2	0	2
	45 - 49				1	0	1
	50 - 54				12	0	12
	55 - 59				8	0	8
	60 and over 60				9	0	9
	Subtotal				33	0	33
Painter and Decorator(Synthetic Painting)	< 20				0	0	0
	20 - 24				0	0	0
	25 - 29				0	0	0
	30 - 34				0	0	0
	35 - 39				0	0	0
	40 - 44				0	0	0
	45 - 49				3	0	3
	50 - 54				2	0	2
	55 - 59				1	0	1
	60 and over 60				5	0	5
	Subtotal				11	0	11

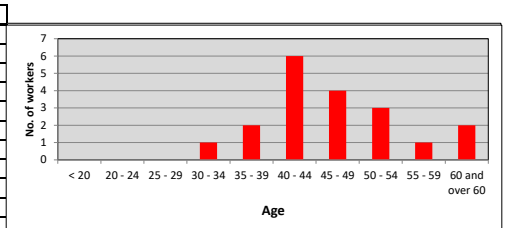

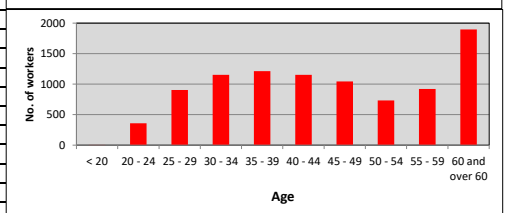

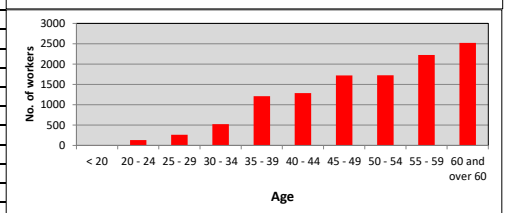

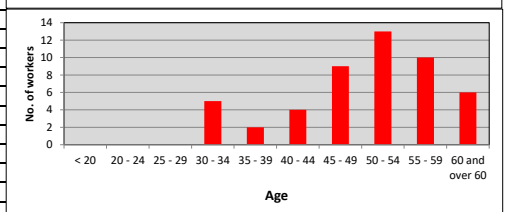

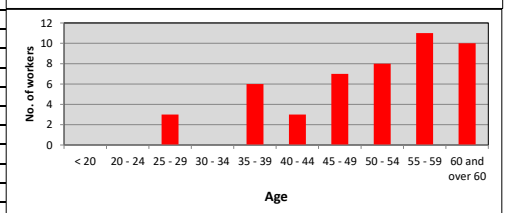

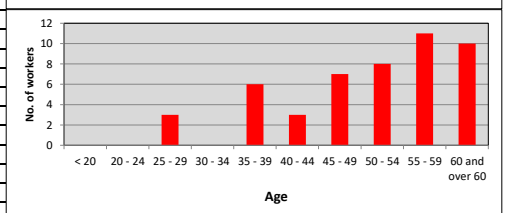

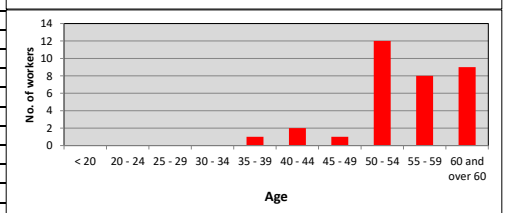

TRADE	AGE	RGW	RSS	RSS(P)	RSW	RSW(P)	Total
Painter and Decorator(Texture-spray)	< 20				0	0	0
	20 - 24				0	0	0
	25 - 29				4	0	4
	30 - 34				4	0	4
	35 - 39				12	0	12
	40 - 44				24	0	24
	45 - 49				23	0	23
	50 - 54				27	0	27
	55 - 59				19	0	19
	60 and over 60				25	0	25
	Subtotal				138	0	138
Painter and Decorator(Metal Paint Spray)	< 20				0	0	0
	20 - 24				1	0	1
	25 - 29				0	0	0
	30 - 34				1	0	1
	35 - 39				2	0	2
	40 - 44				3	0	3
	45 - 49				8	0	8
	50 - 54				5	0	5
	55 - 59				17	0	17
	60 and over 60				10	0	10
	Subtotal				47	0	47
Painter and Decorator(Paperhanging)	< 20				0	0	0
	20 - 24				0	0	0
	25 - 29				0	0	0
	30 - 34				0	0	0
	35 - 39				1	0	1
	40 - 44				1	0	1
	45 - 49				1	0	1
	50 - 54				0	0	0
	55 - 59				2	0	2
	60 and over 60				0	0	0
	Subtotal				5	0	5
Painter and Decorator(Sign Writing)	< 20				0	0	0
	20 - 24				0	0	0
	25 - 29				0	0	0
	30 - 34				0	0	0
	35 - 39				0	0	0
	40 - 44				0	0	0
	45 - 49				0	0	0
	50 - 54				1	0	1
	55 - 59				0	0	0
	60 and over 60				0	0	0
	Subtotal				1	0	1
Asphalter(Road Construction)	< 20		0	0	0	0	0
	20 - 24		0	0	0	0	0
	25 - 29		0	0	0	0	0
	30 - 34		0	0	2	0	2
	35 - 39		2	0	10	0	12
	40 - 44		1	0	31	0	32
	45 - 49		0	0	29	0	29
	50 - 54		0	0	38	1	39
	55 - 59		0	0	61	0	61
	60 and over 60		0	0	125	0	125
	Subtotal		3	0	296	1	300
Shotfirer	< 20				0		0
	20 - 24				0		0
	25 - 29				0		0
	30 - 34				0		0
	35 - 39				2		2
	40 - 44				2		2
	45 - 49				5		5
	50 - 54				3		3
	55 - 59				5		5
	60 and over 60				9		9
	Subtotal				26		26
Rock Breaking Driller	< 20				0	0	0
	20 - 24				0	0	0
	25 - 29				0	0	0
	30 - 34				3	0	3
	35 - 39				17	0	17
	40 - 44				19	3	22
	45 - 49				51	8	59
	50 - 54				54	5	59
	55 - 59				48	4	52
	60 and over 60				108	5	113
	Subtotal				300	25	325

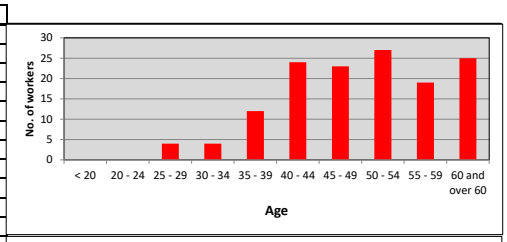

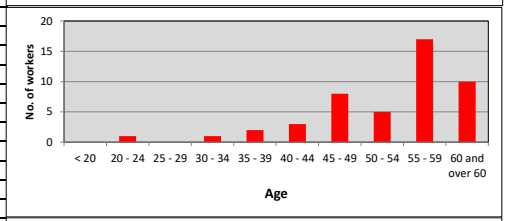

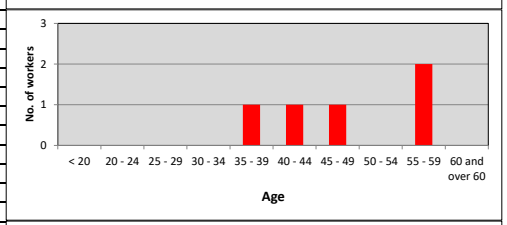

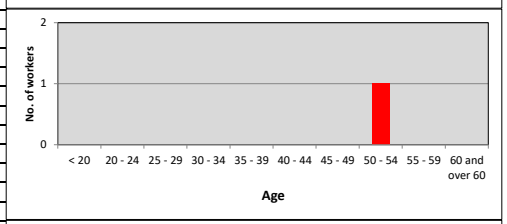

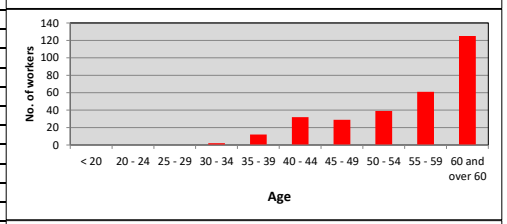

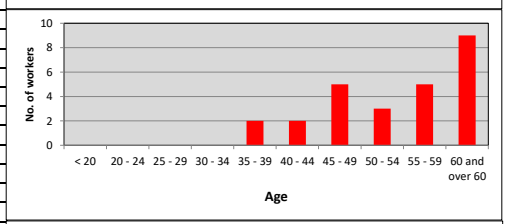

TRADE	AGE	RGW	RSS	RSS(P)	RSW	RSW(P)	Total
Lift and Escalator Mechanic(Master)	< 20				0		0
	20 - 24				0		0
	25 - 29				43		43
	30 - 34				49		49
	35 - 39				141		141
	40 - 44				272		272
	45 - 49				286		286
	50 - 54				156		156
	55 - 59				212		212
	60 and over 60				261		261
	Subtotal				1420		1420
Lift Mechanic	< 20				0		0
	20 - 24				1		1
	25 - 29				46		46
	30 - 34				108		108
	35 - 39				242		242
	40 - 44				503		503
	45 - 49				536		536
	50 - 54				292		292
	55 - 59				413		413
	60 and over 60				469		469
	Subtotal				2610		2610
Escalator Mechanic	< 20				0		0
	20 - 24				1		1
	25 - 29				1		1
	30 - 34				4		4
	35 - 39				9		9
	40 - 44				17		17
	45 - 49				9		9
	50 - 54				19		19
	55 - 59				14		14
	60 and over 60				23		23
	Subtotal				97		97
Refrigeration/Air-conditioning/Ventilation Mechanic(Master)	< 20				0	0	0
	20 - 24				9	0	9
	25 - 29				87	0	87
	30 - 34				321	0	321
	35 - 39				664	0	664
	40 - 44				641	0	641
	45 - 49				580	0	580
	50 - 54				463	0	463
	55 - 59				503	0	503
	60 and over 60				541	0	541
	Subtotal				3809	0	3809
Refrigeration/Air-conditioning/Ventilation Mechanic(Water System)	< 20		0	0	0	0	0
	20 - 24		0	0	0	0	0
	25 - 29		11	0	3	0	14
	30 - 34		13	0	20	0	33
	35 - 39		2	0	69	1	72
	40 - 44		4	0	85	1	90
	45 - 49		5	0	119	5	129
	50 - 54		5	0	115	4	124
	55 - 59		8	0	153	3	164
	60 and over 60		11	0	180	4	195
	Subtotal		59	0	744	18	821
Refrigeration/Air-conditioning/Ventilation Mechanic(Air System)	< 20		0	0	0	0	0
	20 - 24		3	0	0	0	3
	25 - 29		18	0	0	0	18
	30 - 34		23	0	45	0	68
	35 - 39		16	0	93	1	110
	40 - 44		17	0	141	1	159
	45 - 49		6	0	182	1	189
	50 - 54		10	0	184	1	195
	55 - 59		11	0	261	0	272
	60 and over 60		19	0	308	1	328
	Subtotal		123	0	1214	5	1342
Refrigeration/Air-conditioning/Ventilation Mechanic(Thermal Insulation)	< 20		0	0	0	0	0
	20 - 24		0	0	0	0	0
	25 - 29		0	0	1	0	1
	30 - 34		0	0	4	0	4
	35 - 39		0	0	16	0	16
	40 - 44		0	0	25	0	25
	45 - 49		1	0	52	0	53
	50 - 54		2	0	38	0	40
	55 - 59		6	0	96	0	102
	60 and over 60		12	0	133	2	147
	Subtotal		21	0	365	2	388
Refrigeration/Air-conditioning/Ventilation Mechanic(Electrical Control)	< 20		11	0	0	0	11
	20 - 24		101	0	1	0	102
	25 - 29		90	0	14	0	104
	30 - 34		58	0	43	0	101
	35 - 39		21	0	67	0	88
	40 - 44		23	0	70	0	93
	45 - 49		19	0	80	0	99
	50 - 54		17	0	78	0	95
	55 - 59		28	0	112	0	140
	60 and over 60		21	0	197	0	218
	Subtotal		389	0	662	0	1051

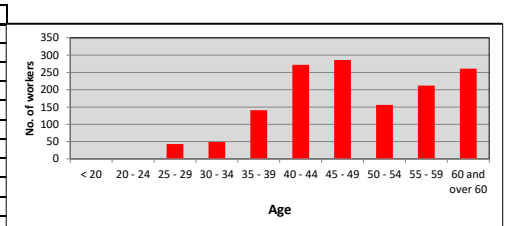

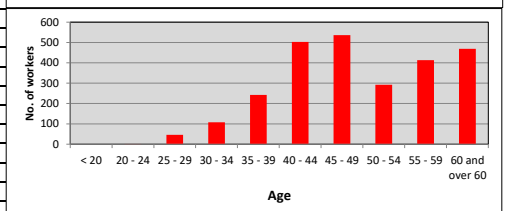

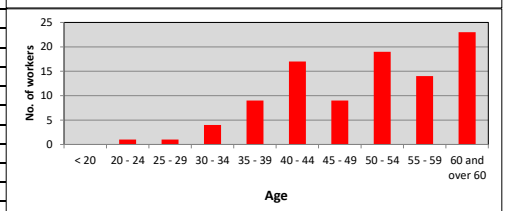

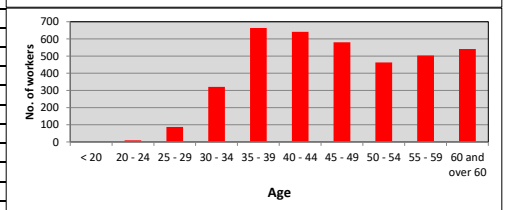

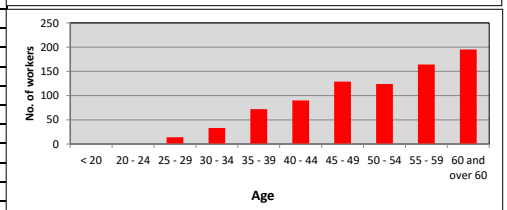

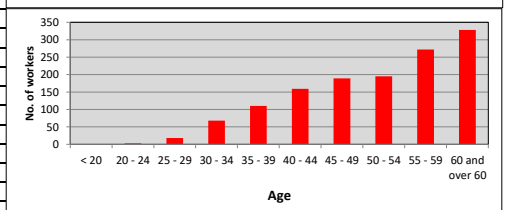

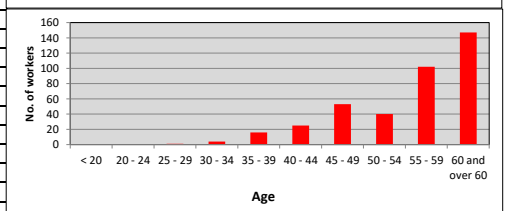

TRADE	AGE	RGW	RSS	RSS(P)	RSW	RSW(P)	Total
Refrigeration/Air-conditioning/Ventilation Mechanic(Unitary System)	< 20		2	0	0	0	2
	20 - 24		30	0	0	0	30
	25 - 29		45	0	5	0	50
	30 - 34		31	0	7	0	38
	35 - 39		14	0	21	0	35
	40 - 44		7	0	36	0	43
	45 - 49		4	0	26	0	30
	50 - 54		1	0	27	0	28
	55 - 59		6	0	30	1	37
	60 and over 60		1	0	35	0	36
	Subtotal		141	0	187	1	329
Fire Service Mechanic(Master)	< 20				0		0
	20 - 24				0		0
	25 - 29				0		0
	30 - 34				0		0
	35 - 39				0		0
	40 - 44				0		0
	45 - 49				2		2
	50 - 54				0		0
	55 - 59				0		0
	60 and over 60				3		3
	Subtotal				5		5
Fire Service Portable Equipment Fitter	< 20				0		0
	20 - 24				0		0
	25 - 29				0		0
	30 - 34				1		1
	35 - 39				0		0
	40 - 44				6		6
	45 - 49				7		7
	50 - 54				5		5
	55 - 59				7		7
	60 and over 60				9		9
	Subtotal				35		35
Fire Service Electrical Fitter	< 20		3	0	0	0	3
	20 - 24		39	0	1	0	40
	25 - 29		37	0	2	0	39
	30 - 34		34	0	54	0	88
	35 - 39		15	0	98	0	113
	40 - 44		8	0	105	0	113
	45 - 49		7	0	124	0	131
	50 - 54		7	0	99	0	106
	55 - 59		8	0	89	0	97
	60 and over 60		1	0	66	0	67
	Subtotal		159	0	638	0	797
Fire Service Mechanical Fitter	< 20		0	0	0	0	0
	20 - 24		45	0	0	0	45
	25 - 29		32	0	9	0	41
	30 - 34		28	0	41	0	69
	35 - 39		8	0	99	0	107
	40 - 44		13	0	158	0	171
	45 - 49		9	0	191	0	200
	50 - 54		7	0	209	1	217
	55 - 59		18	0	335	3	356
	60 and over 60		33	0	414	2	449
	Subtotal		193	0	1456	6	1655
Gas Installer	< 20				0		0
	20 - 24				21		21
	25 - 29				94		94
	30 - 34				182		182
	35 - 39				245		245
	40 - 44				168		168
	45 - 49				220		220
	50 - 54				273		273
	55 - 59				255		255
	60 and over 60				259		259
	Subtotal				1717		1717
Overhead Linesman	< 20				0	0	0
	20 - 24				0	0	0
	25 - 29				6	0	6
	30 - 34				16	0	16
	35 - 39				13	0	13
	40 - 44				42	0	42
	45 - 49				44	0	44
	50 - 54				29	0	29
	55 - 59				43	0	43
	60 and over 60				40	0	40
	Subtotal				233	0	233
Control Panel Assembler	< 20		2	0	0	0	2
	20 - 24		265	0	2	0	267
	25 - 29		492	0	12	0	504
	30 - 34		274	0	47	0	321
	35 - 39		55	0	98	0	153
	40 - 44		30	0	92	0	122
	45 - 49		22	0	102	0	124
	50 - 54		27	0	115	0	142
	55 - 59		23	0	94	0	117
	60 and over 60		16	0	107	0	123
	Subtotal		1206	0	669	0	1875

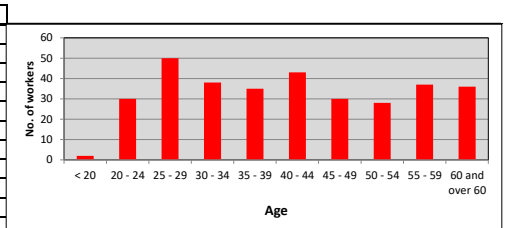

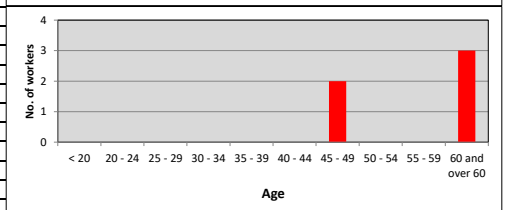

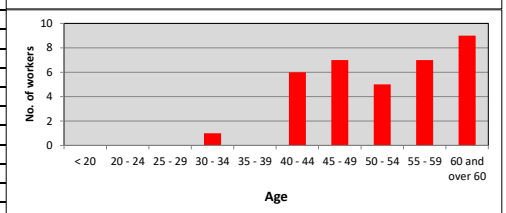

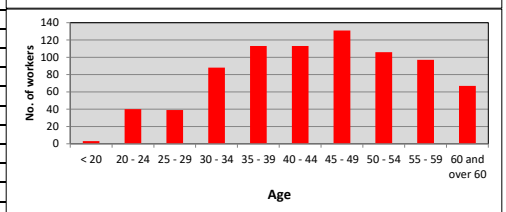

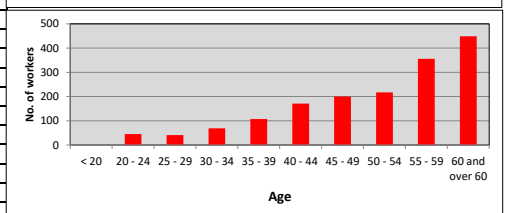

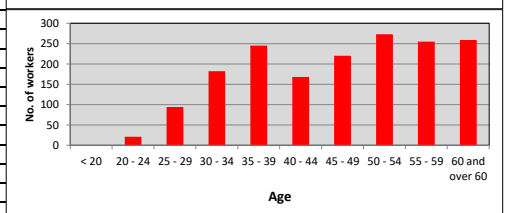

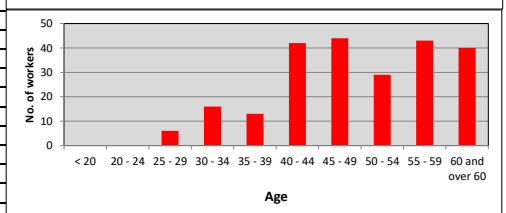

TRADE	AGE	RGW	RSS	RSS(P)	RSW	RSW(P)	Total
Cable Jointer(Power)	< 20				0	0	0
	20 - 24				0	0	0
	25 - 29				8	0	8
	30 - 34				17	0	17
	35 - 39				18	0	18
	40 - 44				43	0	43
	45 - 49				61	0	61
	50 - 54				65	0	65
	55 - 59				58	0	58
	60 and over 60				58	0	58
	Subtotal				328	0	328
Cable Jointer(Low Voltage)	< 20				0	0	0
	20 - 24				0	0	0
	25 - 29				1	0	1
	30 - 34				9	0	9
	35 - 39				29	0	29
	40 - 44				41	0	41
	45 - 49				41	0	41
	50 - 54				40	0	40
	55 - 59				26	0	26
	60 and over 60				16	0	16
	Subtotal				203	0	203
Cable Jointer (Dead Cable)	< 20				0	0	0
	20 - 24				0	0	0
	25 - 29				0	0	0
	30 - 34				3	0	3
	35 - 39				5	0	5
	40 - 44				4	0	4
	45 - 49				5	0	5
	50 - 54				0	0	0
	55 - 59				2	0	2
	60 and over 60				0	0	0
	Subtotal				19	0	19
Electrical Wireman	< 20		55	0	0	0	55
	20 - 24		316	0	2	0	318
	25 - 29		444	0	7	0	451
	30 - 34		337	0	155	0	492
	35 - 39		173	0	335	1	509
	40 - 44		131	0	338	2	471
	45 - 49		170	0	347	1	518
	50 - 54		151	0	287	2	440
	55 - 59		114	0	259	2	375
	60 and over 60		147	0	210	1	358
	Subtotal		2038	0	1940	9	3987
Electrical Fitter	< 20				0		0
	20 - 24				7		7
	25 - 29				478		478
	30 - 34				1669		1669
	35 - 39				4000		4000
	40 - 44				5355		5355
	45 - 49				5647		5647
	50 - 54				5288		5288
	55 - 59				6962		6962
	60 and over 60				8462		8462
	Subtotal				37868		37868
Electronic Equipment Mechanic(Construction Work) (Master)	< 20		0	0	0	0	0
	20 - 24		0	0	0	0	0
	25 - 29		0	0	0	0	0
	30 - 34		1	0	15	0	16
	35 - 39		0	0	63	0	63
	40 - 44		1	0	93	0	94
	45 - 49		0	0	100	0	100
	50 - 54		0	0	72	0	72
	55 - 59		0	0	51	0	51
	60 and over 60		0	0	34	0	34
	Subtotal		2	0	428	0	430
Building Security System Mechanic	< 20		0	0	0	0	0
	20 - 24		0	0	0	0	0
	25 - 29		28	0	23	0	51
	30 - 34		35	0	62	0	97
	35 - 39		31	0	98	0	129
	40 - 44		18	0	106	0	124
	45 - 49		15	0	119	0	134
	50 - 54		7	0	91	0	98
	55 - 59		5	0	88	0	93
	60 and over 60		7	0	51	0	58
	Subtotal		146	0	638	0	784
Communication System Mechanic	< 20		0	0	0	0	0
	20 - 24		5	0	0	0	5
	25 - 29		37	0	4	0	41
	30 - 34		51	0	108	0	159
	35 - 39		82	0	323	0	405
	40 - 44		62	0	422	0	484
	45 - 49		18	0	471	1	490
	50 - 54		10	0	363	0	373
	55 - 59		9	0	570	0	579
	60 and over 60		7	0	533	0	540
	Subtotal		281	0	2794	1	3076
Plant and Equipment Mechanic(Construction Work) (Master)	< 20		0	0	0	0	0
	20 - 24		0	0	0	0	0
	25 - 29		0	0	0	0	0
	30 - 34		0	0	28	0	28
	35 - 39		0	0	108	0	108
	40 - 44		0	0	121	0	121
	45 - 49		0	0	112	0	112
	50 - 54		0	0	107	0	107
	55 - 59		0	0	146	0	146
	60 and over 60		0	0	272	0	272
	Subtotal		0	0	894	0	894

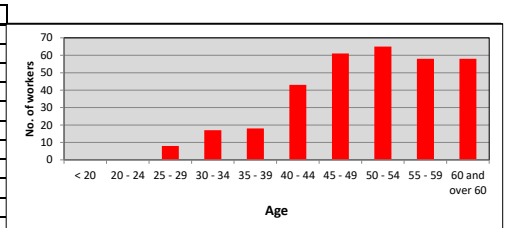

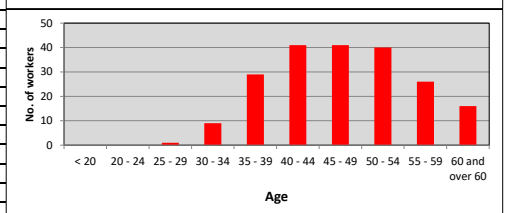

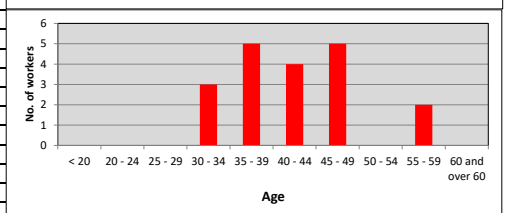

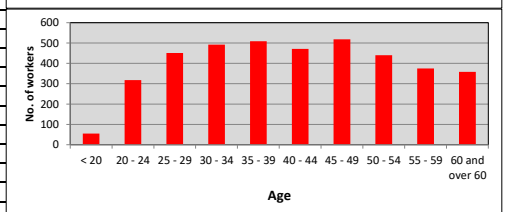

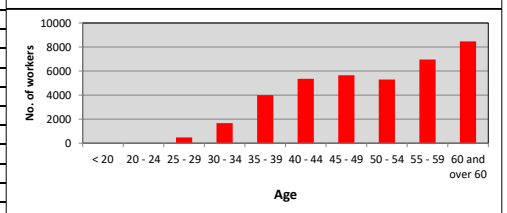

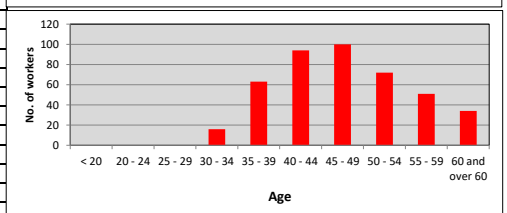

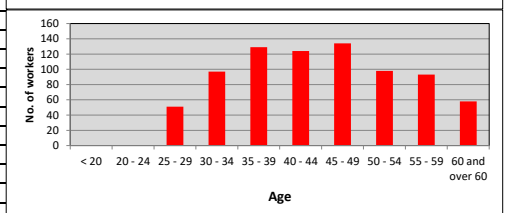

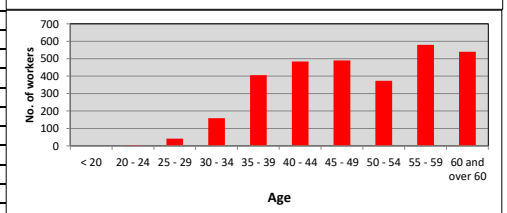

TRADE	AGE	RGW	RSS	RSS(P)	RSW	RSW(P)	Total
Construction Plant Mechanic	< 20		4	0	0	0	4
	20 - 24		123	0	8	0	131
	25 - 29		187	0	73	0	260
	30 - 34		108	0	69	0	177
	35 - 39		14	0	112	2	128
	40 - 44		6	0	156	1	163
	45 - 49		3	0	104	0	107
	50 - 54		3	0	99	1	103
	55 - 59		1	0	138	1	140
	60 and over 60		7	0	220	2	229
	Subtotal		456	0	979	7	1442
Mechanical Fitter	< 20		0	0	0	0	0
	20 - 24		23	0	3	0	26
	25 - 29		18	0	20	0	38
	30 - 34		42	0	64	0	106
	35 - 39		29	0	111	0	140
	40 - 44		9	0	115	2	126
	45 - 49		10	0	131	6	147
	50 - 54		9	0	155	0	164
	55 - 59		11	0	227	11	249
	60 and over 60		5	0	477	9	491
	Subtotal		156	0	1303	28	1487
Registered General Worker	< 20	1143					1143
	20 - 24	25206					25206
	25 - 29	31187					31187
	30 - 34	25540					25540
	35 - 39	22750					22750
	40 - 44	25562					25562
	45 - 49	31213					31213
	50 - 54	27681					27681
	55 - 59	24706					24706
	60 and over 60	33488					33488
	Subtotal	248476					248476
All trades	< 20	1143	161	0	4	0	1308
	20 - 24	25206	3011	0	739	0	28956
	25 - 29	31187	5893	0	3656	0	40736
	30 - 34	25540	4979	0	9150	0	39669
	35 - 39	22750	3700	1	18381	63	44895
	40 - 44	25562	2928	1	24119	214	52824
	45 - 49	31213	2662	0	28939	293	63107
	50 - 54	27681	1968	0	28734	286	58669
	55 - 59	24706	1771	2	37424	253	64156
	60 and over 60	33488	2393	4	52376	358	88619
	Total	248476	29466	8	203522	1467	482939

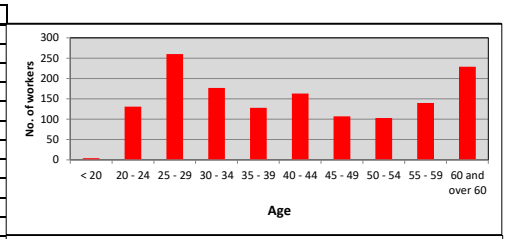

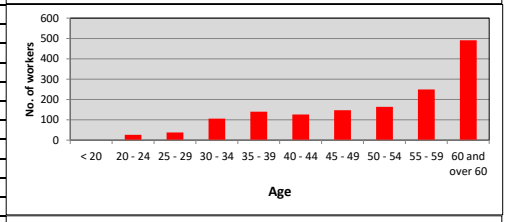

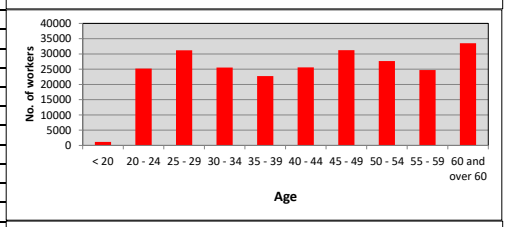

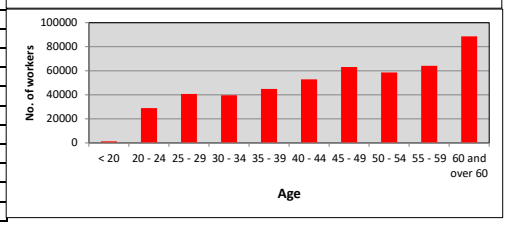

Legend:

RGW : Registered General Worker

RSS : Registered Semi-skilled Worker

RSS (P) : Registered Semi-skilled Worker (Provisional)

RSW : Registered Skilled Worker

RSW(P): Registered Skilled Worker (Provisional)

: Not Applicable