



# **Plumber Skilled Trade Test Mock Practical Test Paper**

此文件關於水喉大工工藝測試考題。如有需要索取此文件的中文版本，請致電 2100 9232 與工藝測試中心聯絡。

## **Disclaimer**

*No part of this material may be reproduced or transmitted in any form or any means without the written permission of the CIC. Whilst reasonable efforts have been made to ensure the accuracy of the information contained in this material, the CIC nevertheless would encourage readers to seek appropriate independent advice from their professional advisers where possible and readers should not treat or rely on this material as a substitute for such professional advice for taking any relevant actions.*

## **Enquiries**

Enquiries on this Material may be made to the Trade Test Centre at:

95, Yue Kwong Road  
Aberdeen  
Hong Kong

Tel: (852) 2100 9232  
Fax: (852) 2100 9249  
Email: [enquiry@cic.hk](mailto:enquiry@cic.hk)  
Website: [www.cic.hk](http://www.cic.hk)

© 2017 Construction Industry Council.

## Trade Test Paper

Trade : Plumber

Grade : Craftsman

Test Contents : Complete the following tasks according to the attach drawing at designated and location:

1. To install drain, flushing, water pipes and sanitary ware completed with water test. (Refer to drawing No. 1,2,3) (50%)

Scope of works:

- i) Cast iron EPoxy cast iron and Polyvinyl Chloride pipes cutting, threading, bending, brackets fixing;
- ii) Cistern and flushing water pipe and fitting installation. Flush water system must be completed in the morning in order to have water test in the afternoon.
- iii) Sanitary ware installation - completed piping connection for the wash basin, shower and heater point. Shower and mixer will be connected by Copper pipes.

Wash basin is sealed with silicone sealant.

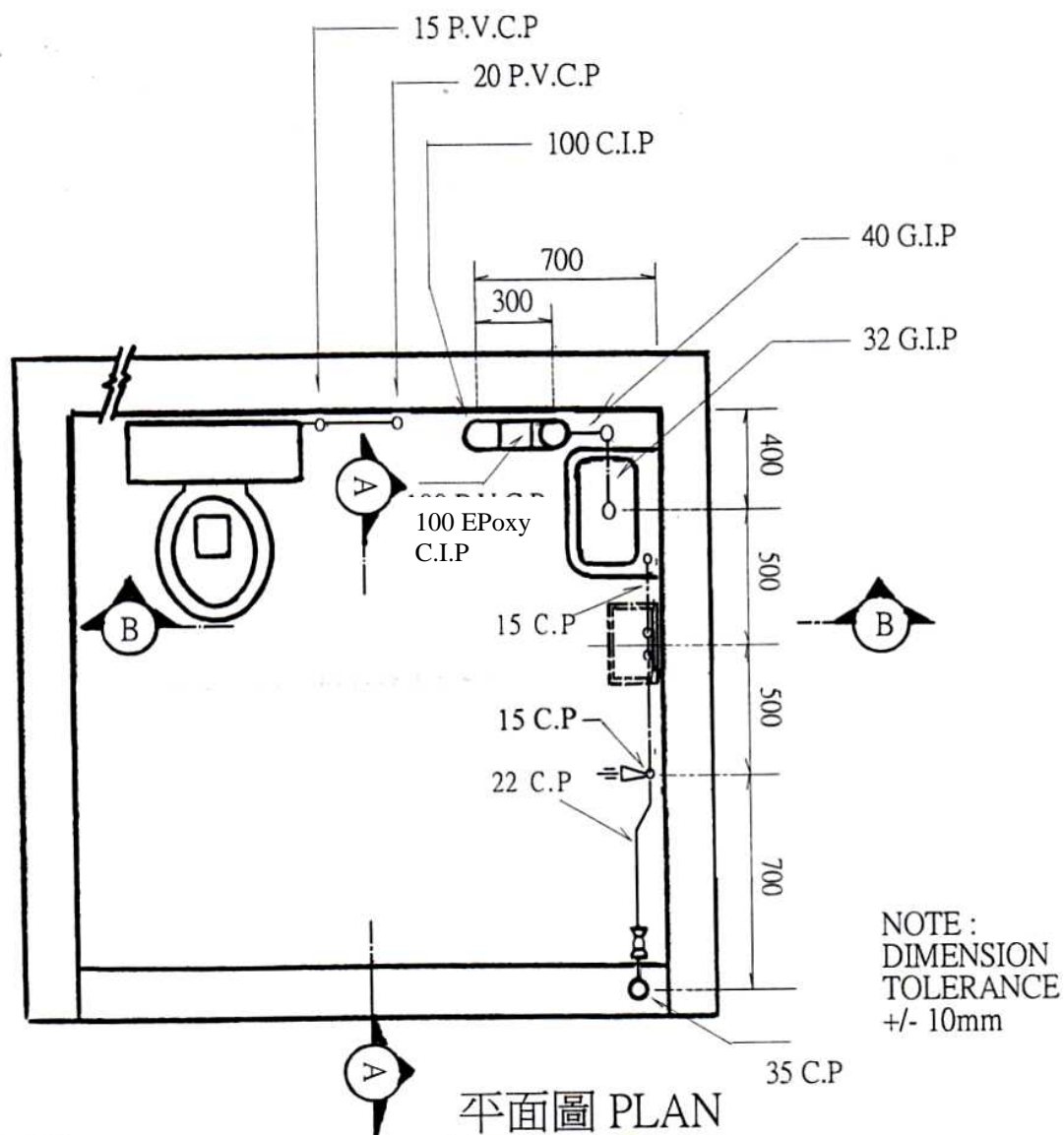
2. To install hot and cold water supply pipes and 15mm water meter position completed with pressure testing. (Refer to drawing No. 1,2) (50%)
- i) Copper tube cutting, bending, brackets fixing;
  - ii) Piping installation, pressure testing in all capillary joint, compressing joint and threading joint, soldering joint and brazing

joint.

- iii) The 35 x 22mm tee joints are made with brazing; gas welding must be carried out in a designated bench.

Duration : **6.75** hours (excluding lunch time)

- Notes :
- (1) All measurements taken on existing surfaces only (i.e. no allowance for wall finishing is needed);
  - (2) Candidate will be marked as fail if he does not carry out safety precautions during the test;
  - (3) The test paper consists of 5 pages. Total score is 100. Passing mark is 60;
  - (4) If the candidate cannot pass the water pressure test within the designated time period, the practical test will be marked fail.



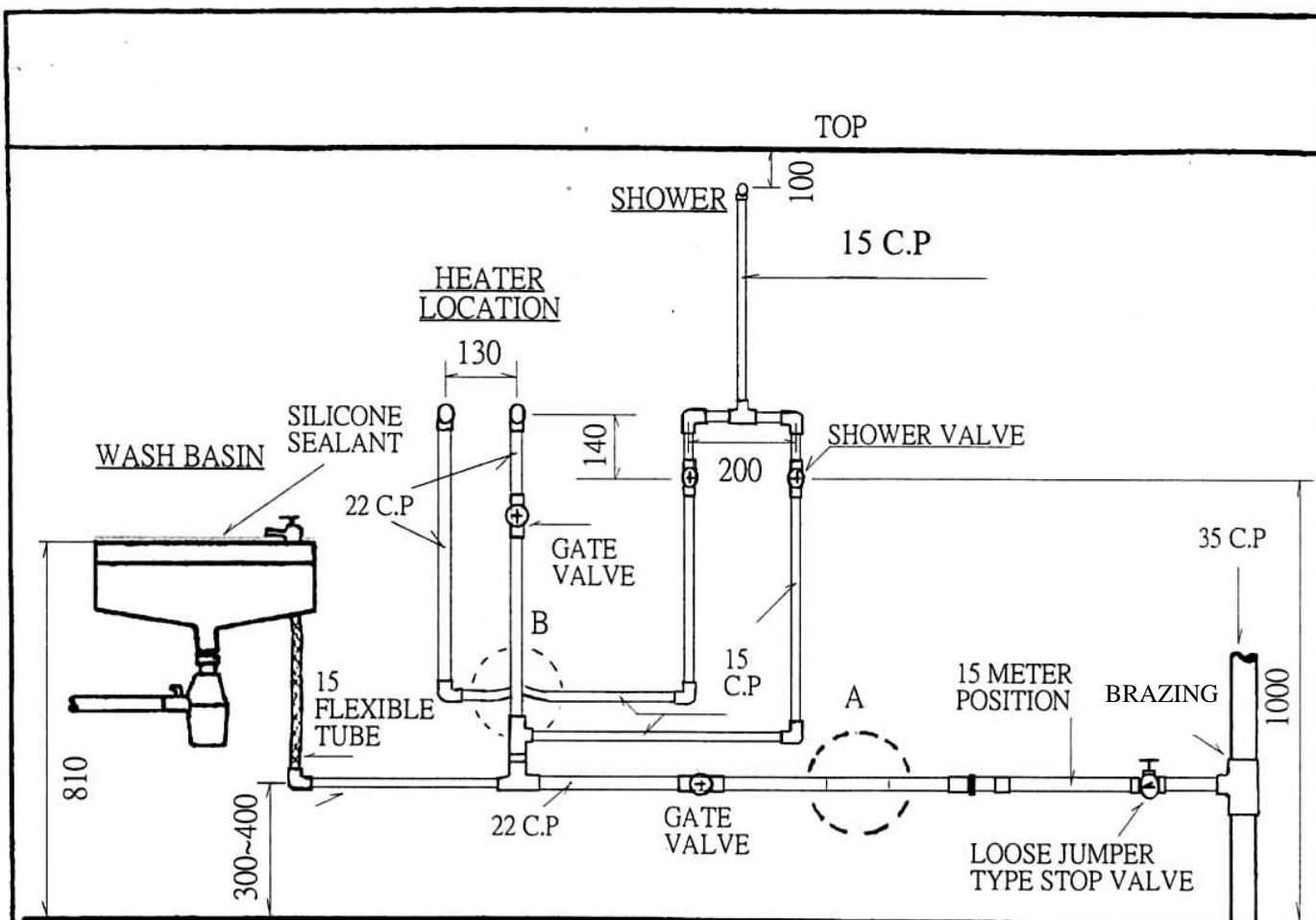
圖例 LEGEND

	WASH BASIN	洗臉盆	C.I.P	CAST IRON PIPE	鑄鐵管/生鐵筒
	WATER HEATER	熱水爐位	C.P	COPPER PIPE	銅管/銅喉
	WATER CLOSET	坐廁(水箱)	P.V.C.P	POLYVINYL CHLORIDE PIPE	塑料管/膠喉
	SHOWER	淋浴花灑	G.I.P	GALVANIZED IRON PIPE	鍍鋅管/鉛水喉
	LOOSE JUMPER TYPE STOP COCK 壓塞閥(皮芯水掣)				

PLUMBING TRADE TESTING DRAWING 1

ALL SHOWN IN (mm)

NOT TO SCALE



B PLAN VIEW



A PLAN VIEW

A SECTION

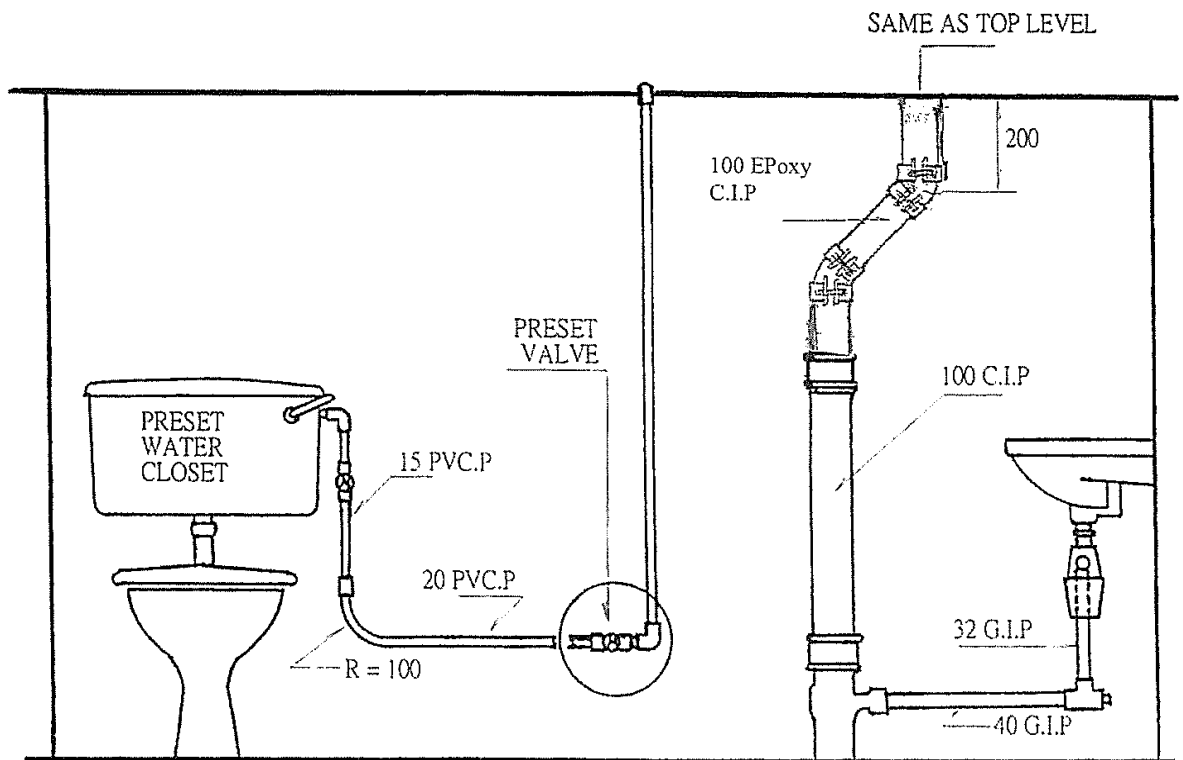
NOTE :

1. THE LENGTH OF THE METER MUST BE BASE ON THE STANDARD OF WATER AUTHORITY.
2. WASH BASIN 810mm FROM FINISH FLOOR , +/- 10mm TOLERANCE.
3. SHOWER VALVE 1000mm FROM FINISH FLOOR , +/- 10mm TOLERANCE.
4. WATER HEATER 1140mm FROM FINISH FLOOR , +/- 10mm TOLERANCE.
5. ALL PIPE JOINTS MUST BE ABLE TO WITHSTAND THE HYDRAULIC PRESSURE TEST IN  $10.5\text{KG}/\text{CM}^2$  ( DONE BY CANDIDATE ) .

PLUMBING TRADE TESTING DRAWING 2

ALL SHOWN IN (mm)

NOT TO SCALE



NOTE : DIMENSION OF PVC.PIPE AND THE HALF BEND MUST BE BASED ON  
DRAWING . +/- 25mm TOLERANCE.

### B SECTION

PLUMBING TRADE TESTING DRAWING 3	ALL SHOWN IN (mm)
	NOT TO SCALE

Notes to Candidates :

1. Candidates should read the test papers carefully and ask the invigilator for any queries.
2. Candidates should study the drawings and specifications attached to test papers, if any, before the test begins.
3. Candidates should carry out the test according to test papers, working drawings and specifications provided.
4. Candidates shall bring their own safety shoes, other safety equipment will be provided by trade testing centre. Candidates must take all necessary safety precautions to ensure work safety.
5. All tools and materials required by the test will be provided by trade testing centre, candidates should check and ensure their adequacy and quality. Candidates shall use the tools and materials properly based on trade practice. All the tools must be returned to trade testing centre after the test. The candidates may ask the invigilator for any problems.
6. Candidates are required to handle and move the tools and materials for use in the test, and to carry out associated works.
7. Invigilator will take record photos periodically during the test.
8. Candidates are not allowed to take any photo or video with cameras or mobile phones.
9. Candidates are not allowed to use their mobile phones during the trade tests, except for emergency situation.
10. The marking scheme is based on the following criteria :



- a) Understanding of drawing and specification
- b) Preparation works before commencement of test
- c) Working procedures
- d) Accuracy and quality of works
- e) Progress of works
- f) Proper handling and use of materials
- g) Proper use of tools and equipment
- h) Safety precautions
- i) Considerate of other trades
- h) Housekeeping after completion of test

- 11. All candidates must stop when time is up.
- 12. Candidates are required to return the test paper to invigilator after the test.
- 13. Offering bribe to invigilator is an offence in law and trade testing centre will report to the ICAC for any such case.

<p><b>In the event that the candidate fails to take any necessary safety precautions and / or works in any dangerous situations, he / she will be assessed failed</b></p>
---