



CONSTRUCTION
INDUSTRY COUNCIL
建造業議會

Marble Worker Skilled Trade Test Mock Written Test Paper

此文件關於雲石工工藝測試考題。如有需要索取此文件的中文版本，請致電 2100 9232
與工藝測試中心聯絡。

Disclaimer

No part of this material may be reproduced or transmitted in any form or any means without the written permission of the CIC. Whilst reasonable efforts have been made to ensure the accuracy of the information contained in this material, the CIC nevertheless would encourage readers to seek appropriate independent advice from their professional advisers where possible and readers should not treat or rely on this material as a substitute for such professional advice for taking any relevant actions.




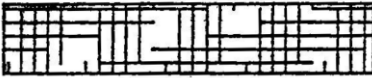
Enquiries

Enquiries on this Material may be made to the Trade Test Centre at:





95, Yue Kwong Road
Aberdeen
Hong Kong

Tel: (852) 2100 9232
Fax: (852) 2100 9249
Email: enquiry@cic.hk
Website: www.cic.hk

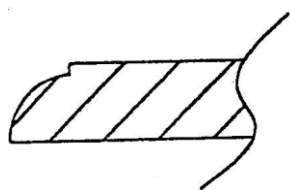
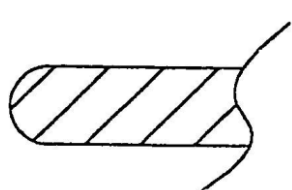
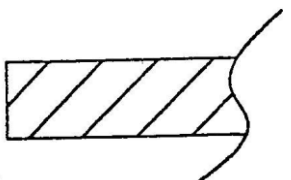
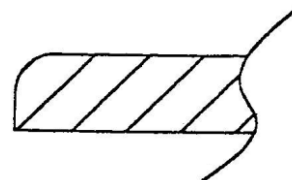
1. Which of the following symbols stand for concrete?

- (a)  A rectangular box filled with diagonal hatching lines from bottom-left to top-right.
- (b)  A rectangular box containing a sparse pattern of small triangles and dots, representing aggregate.
- (c)  A rectangular box filled with a dense pattern of small dots and triangles, representing concrete.
- (d)  A rectangular box filled with a grid of horizontal and vertical lines.

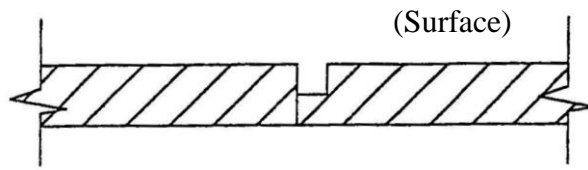
2. Which of the following symbols stand for levelling?

- (a)  A horizontal line with a solid black inverted triangle pointing downwards from its center.
- (b)  A vertical line with two solid black triangles pointing outwards from the line, one to the left and one to the right.
- (c)  A vertical line with a single solid black triangle pointing to the right from its center.
- (d)  A solid black L-shaped corner symbol.

3. Which of the following figures is the checker side of marble work piece?

- (a)  A hatched rectangular block with a rounded left end and a wavy line on the right side.
- (b)  A hatched rectangular block with a rounded left end and a wavy line on the right side.
- (c)  A hatched rectangular block with a flat left end and a wavy line on the right side.
- (d)  A hatched rectangular block with a flat left end and a wavy line on the right side.

4. The marble joint in the diagram below is a:



- (a) False marble angle
 - (b) Rounded joint (圓口綫)
 - (c) Struck joint (斜口綫)
 - (d) Ordinary joint
5. Which of the following is not a property of marble?
- (a) Waterproofing
 - (b) Water absorbent
 - (c) Acid resistant
 - (d) Expansion and contraction
6. The property of Italian black zimbabwe is:
- (a) Fragile
 - (b) Easy colour bleeding
 - (c) Easy to roll up (易捲曲)
 - (d) Can achieve specular effect
7. What kind of stone is botticino?
- (a) Sandstone
 - (b) Agglomerated stone (再造石)
 - (c) Granite
 - (d) Marble
8. What kind of stone is tiger red marble (虎皮紅)?
- (a) Sandstone
 - (b) Agglomerated stone (再造石)
 - (c) Granite
 - (d) Marble

9. Datum level is:
- (a) Surface of a spirit level
 - (b) Foundation level
 - (c) Slab level
 - (d) A base level for all levelling in a construction site
10. What is used to calibrate the verticality in fixing higher wall marble?
- (a) Straight edge
 - (b) Plumb bob
 - (c) Steel wire
 - (d) Spirit level
11. What can be used to correctly measure whether the marble is a square?
- (a) Cross method (十字式)
 - (b) Diagonal method (對角式)
 - (c) Vertical pull method (直拉式)
 - (d) Horizontal pull method (橫拉式)
12. How many methods are there in common dry hung methods (cavity wall)?
- (a) Welding
 - (b) Grouting
 - (c) Mud-jack
 - (d) Use expansion bolt
- (a) A and B
 - (b) B and C
 - (c) C and D
 - (d) A and D

13. Which of the following tools is used to calibrate level?
- (a) Measuring tape
 - (b) Try square
 - (c) Spirit level
 - (d) Wooden folding ruler
14. The diameter of drill bits commonly used for marble is:
- (a) 3mm (1/10 of a Chinese inch)
 - (b) 4mm (1 ¼/10 of a Chinese inch)
 - (c) 5mm (1 ½/10 of a Chinese inch)
 - (d) 6mm (2/10 of a Chinese inch)
15. The diameter of the disc commonly used in portable grinding machine is:
- (a) 100mm
 - (b) 200mm
 - (c) 300mm
 - (d) 400mm
16. Apart from pin plug (steel pin) (針塞 (鋼針)), dry hung method (cavity wall) also uses:
- (a) Up and down folded bracket
 - (b) Spiral bracket (螺旋碼)
 - (c) Steel cable
 - (d) Iron wire
17. The definition of work at height means the distance between the working location and the ground is:
- (a) 1m or above
 - (b) 2m or above
 - (c) 3m or above
 - (d) 4m or above

18. Which of the following is the reason that site worker must wear safety helmet?
- (a) Good outlook
 - (b) To withstand wind and rain
 - (c) To protect the head from injury
 - (d) To identify workers of different grades
19. The major function of safety shoes is:
- (a) Increase the pace
 - (b) Prevent skin disease
 - (c) Protect the feet
 - (d) Improve the outlook
20. According to the code of practice, the total width of working platform on double-row scaffold must not be less than:
- (a) 200mm
 - (b) 400mm
 - (c) 600mm
 - (d) 800mm