



CONSTRUCTION
INDUSTRY COUNCIL
建造業議會

Leveller Skilled Trade Test Mock Written Test Paper

此文件關於批盪大工工藝測試考題。如有需要索取此文件的中文版本，請致電 2100 9232 與工藝測試中心聯絡。

Disclaimer

No part of this material may be reproduced or transmitted in any form or any means without the written permission of the CIC. Whilst reasonable efforts have been made to ensure the accuracy of the information contained in this material, the CIC nevertheless would encourage readers to seek appropriate independent advice from their professional advisers where possible and readers should not treat or rely on this material as a substitute for such professional advice for taking any relevant actions.

Enquiries

Enquiries on this Material may be made to the Trade Test Centre at:

95, Yue Kwong Road
Aberdeen
Hong Kong

Tel: (852) 2100 9232
Fax: (852) 2100 9249
Email: enquiry@cic.hk
Website: www.cic.hk

© 2015 Construction Industry Council.

1. Leveller has to mark out the level of beam, which material to be used ?
 - (a) chalk
 - (b) crayon
 - (c) synthetic enamel
 - (d) kerosene


2. What is the usage of Bench Mark ?
 - (a) calculate co-ordinate
 - (b) calculate level
 - (c) calculate lot boundary
 - (d) calculate plot ratio

3. In level surveying, Backsight is :
 - (a) the first reading point, after the level sets up
 - (b) the second reading point, after the level sets up
 - (c) the last reading point, after the level sets up
 - (d) any point, after the level sets up

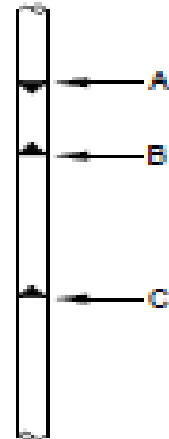
4. The following scale, which is the biggest scale :
 - (a) 1 : 25
 - (b) 1 : 50
 - (c) 1 : 100
 - (d) 1 : 200

5. In general building, the number of risers of a flight stair should not exceed :
 - (a) 14 risers
 - (b) 16 risers
 - (c) 18 risers
 - (d) 20 risers

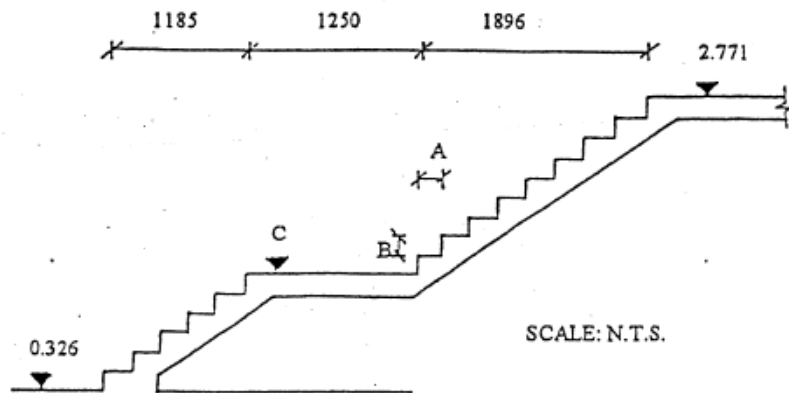
6. In drawing, what do you see about an object in “Elevation” ?
- (a) length and width
 - (b) length and height
 - (c) height
 - (d) length, width and height

7. In drawing, the symbol  represents :
- (a) brick
 - (b) concrete
 - (c) cement sand plaster
 - (d) earth

8. The marking “B” on a vertical bar represents :
- (a) soffit of beam
 - (b) soffit of slab
 - (c) the top of slab
 - (d) finished plaster surface



9. In a staircase section, Tread "A", riser 'B' and reduced level of landing "C". The correct answer is :



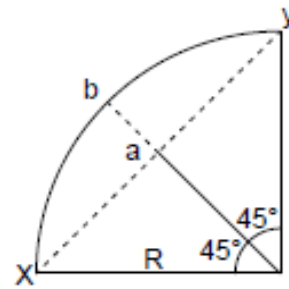
- | | "A" | "B" | "C" |
|-----|-----|-----|-------|
| (a) | 211 | 163 | 0.978 |
| (b) | 237 | 196 | 1.176 |
| (c) | 237 | 163 | 1.304 |
| (d) | 211 | 196 | 1.304 |
10. Invert Level of Manhole A is 20.000, water flows to Manhole B, the distance between Manhole A and Manhole B to be 25m. The gradient is 1:30 , The Invert Level of Manhole B to be :
- (a) 19.167
 (b) 20.833
 (c) 19.333
 (d) 20.667

11. Calculate distance of a to b in figure.

Given x to $y = 10$

(R) Radius = 7.071

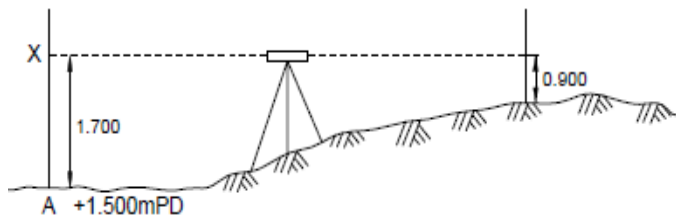
- (a) 2.929
- (b) 2.071
- (c) 2.500
- (d) 1.768



12. The Method to calibrate a spirit level is :

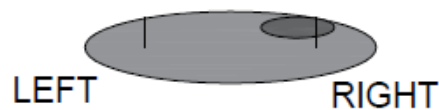
- (a) use two spirit levels to check each other
- (b) place a spirit level on a floor to check the bubble if it is at centre
- (c) place a spirit level on a still water surface
- (d) on a vertical wall, use a spirit level to draw a straight line when the bubble is at centre and then turn the spirit level inverted. Also draw a line at same position when the bubble is at centre. Check two lines if they are coincident.

13. What is the name of A in figure :



- (a) level point
- (b) foresight
- (c) backsight
- (d) angle of depression

14. When setting out, the calculation of window opening should be :
- (a) according to the size of window only
 - (b) according to the size of window and each side subtracts the thickness of plaster
 - (c) according to the size of window and each side adds the thickness of plaster
 - (d) according to the size of window and each side adds or subtracts 5mm
15. The diameter of levellers' transparent plastic tube is :
- (a) 40mm
 - (b) 30mm
 - (c) 20mm
 - (d) 10mm
16. According to the following figure, showing the position of bubble.
It shows that :



- (a) the left side is higher than the right of the spirit level
 - (b) the left side is lower than the right side the spirit level
 - (c) the spirit level is at horizontal position
 - (d) the spirit level is at vertical position
17. Prolonged exposure in loud noise, workers may suffer from :
- (a) deafness
 - (b) liver disease
 - (c) anaemia
 - (d) eye pain

18. What is the function of yellow-green wire in three-pin plug :
- (a) earth
 - (b) live
 - (c) neutral
 - (d) electricity supply
19. For trench excavation, if no support in both sides, the biggest slope of the trench shall be :
- (a) 75°
 - (b) 65°
 - (c) 45°
 - (d) 30°
20. What is the function of safe shoes ?
- (a) increase the speed of walking
 - (b) prevent from skin disease
 - (c) protect the feet
 - (d) improving the overlooking