

Pipelayer Skilled Trade Test Mock Practical Test Paper

此文件關於數喉管大工工藝測試考題。如有需要索取此文件的中文版本，請致電 2100 9232 與工藝測試中心聯絡。

Disclaimer

No part of this material may be reproduced or transmitted in any form or any means without the written permission of the CIC. Whilst reasonable efforts have been made to ensure the accuracy of the information contained in this material, the CIC nevertheless would encourage readers to seek appropriate independent advice from their professional advisers where possible and readers should not treat or rely on this material as a substitute for such professional advice for taking any relevant actions.

Enquiries

Enquiries on this Material may be made to the Trade Test Centre at:

95, Yue Kwong Road
Aberdeen
Hong Kong

Tel: (852) 2100 9232
Fax: (852) 2100 9249
Email: enquiry@cic.hk
Website: www.cic.hk

© 2015 Construction Industry Council.

Trade Test Paper

Trade : Pipelayer

Grade : Skilled Worker

Test Contents : Complete the following items according to the attached sketches at designated location:

1. To install the ductile iron pipes completed with water test : (60%)

(Refer to drawing No. 1)

- (i) Make good the bedding with shovel, mortar trowel and other appropriate tools if necessary;
- (ii) Excavate pipe trench for the anchor box location;
- (iii) According to the relevant requirement of Hong Kong Water Works Department, select and install ductile iron pipes; select one out of four coupling joints which is fit to a Tyton joint;
- (iv) Carry out water test (5 bars) after installation completed;
- (v) Remove the test fittings after inspection.

2. (a) To connect one section of MDPE pipe: (40%)

(Refer to drawing No 2)

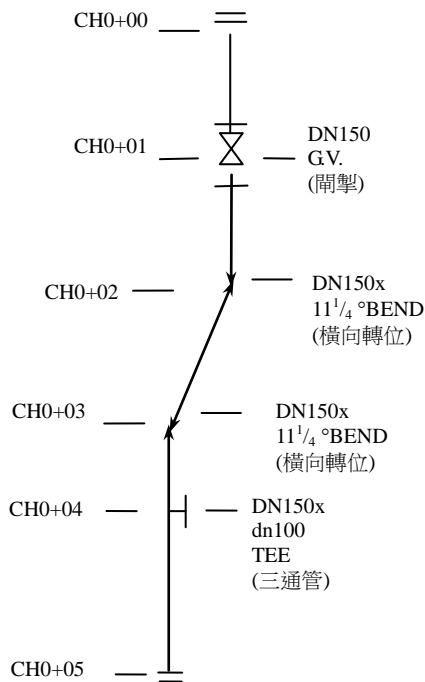
- (i) Cut two sections of MDPE pipe to required length;
- (ii) According to the relevant requirement of Hong Kong Water Works Department, assemble a butt fusion joint. (including butt fusion machine adjustment & joints inspection)

- (b) To connect one section of MDPE pipe:
(Refer to drawing No 3)
- (i) Cut two sections of MDPE pipe to required length;
 - (ii) According to the relevant requirement of Hong Kong Water Works Department, assemble a electro fusion joint. (Actual fusion is not required and no need to turn on the machine)

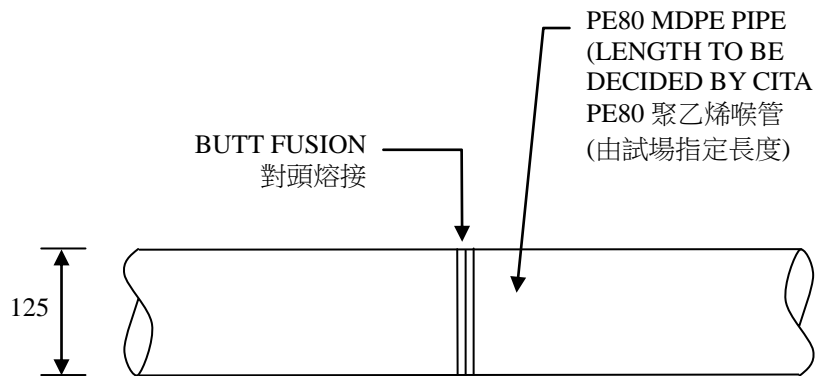
Duration : 6 hours (excluding lunch time)

- Note : (i) Candidate shall read the attached test requirements carefully,
- (ii) Candidate will be marked as fail if he does not carry out safety precaution during the test,
- (iii) The test paper consists of 4 pages, total score is 100, (total mark of Test 1 is 60; total mark of Test 2 is 40); the pass marks of Test 1 and 2 are 36 and 24 or above respectively.

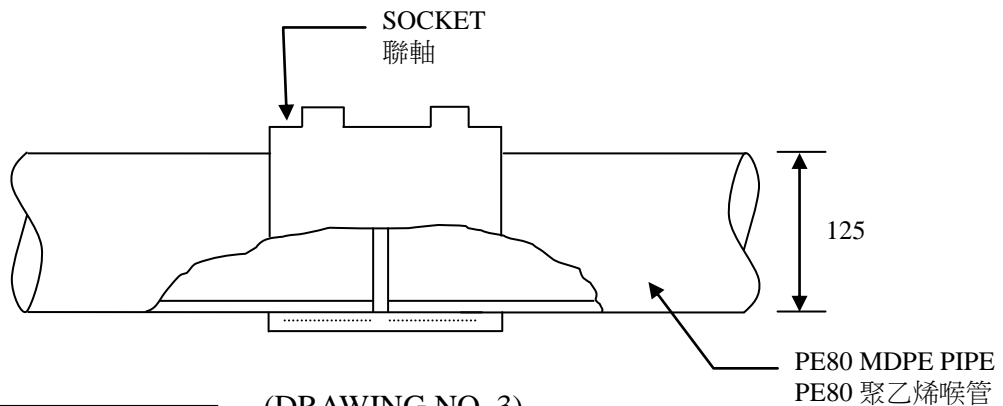
敷喉管工施工圖
PIPELAYER TRADE TESTING DRAWING



(DRAWING NO. 1)
DUCTILE IRON PIPE
球墨喉管敷設圖
(圖一)



(DRAWING NO. 2)
SECTION VIEW OF MDPE PIPE ASSEMBLY BY BUTT FUSION JOINT
對頭熔接聚乙烯喉管剖面圖
(圖二)



(DRAWING NO. 3)
VIEW OF MDPE PIPE ASSEMBLY BY ELECTROFUSION JOINT
接駁聚乙烯喉管剖面圖
(圖三)

NOT TO SCALE
ALL SHOWN IN (mm)
此圖不按比例繪畫
所有尺寸以毫米(mm)計算

敷喉管工測試

Trade Test for Pipelayer

測試聚乙烯管熔合及冷卻時間紀錄表

Test record on fusion and cooling of MDPE Pipe

二(a). 對頭熔接短管工件編號 (即考生編號)
Butt Fusion Joint No. : _____ (As per candidate No.)
Heating time
加 熱 時 間 : _____
冷 卻 時 間
Cooling time : _____

二(b). 電熔接頭及短管工件編號 (即考生編號)
Electrofusion Joint No. : _____ (As per candidate No.)
Fusion time
熔 合 時 間 : _____
冷 卻 時 間
Cooling time : _____

考生署名 日 期
Candidate Signature : _____ Date : _____

監考人署名
Examiner : _____

Notes to Candidates :

1. Candidates should read the test papers carefully and ask the invigilator for any queries.
2. Candidates should study the drawings and specifications attached to test papers, if any, before the test begins.
3. Candidates should carry out the test according to test papers, working drawings and specifications provided.
4. Candidates shall bring their own safety shoes, other safety equipment will be provided by trade testing centre. Candidates must take all necessary safety precautions to ensure work safety.
5. All tools and materials required by the test will be provided by trade testing centre, candidates should check and ensure their adequacy and quality. Candidates shall use the tools and materials properly based on trade practice. All the tools must be returned to trade testing centre after the test. The candidates may ask the invigilator for any problems.
6. Candidates are required to handle and move the tools and materials for use in the test, and to carry out associated works.
7. Invigilator will take record photos periodically during the test.
8. Candidates are not allowed to take any photo or video with cameras or mobile phones.
9. Candidates are not allowed to use their mobile phones during the trade tests, except for emergency situation.
10. The marking scheme is based on the following criteria :
 - a) Understanding of drawing and specification

- b) Preparation works before commencement of test
- c) Working procedures
- d) Accuracy and quality of works
- e) Progress of works
- f) Proper handling and use of materials
- g) Proper use of tools and equipment
- h) Safety precautions
- i) Considerate of other trades
- h) Housekeeping after completion of test

- 11. All candidates must stop when time is up.
- 12. Candidates are required to return the test paper to invigilator after the test.
- 13. Offering bribe to invigilator is an offence in law and trade testing centre will report to the ICAC for any such case.

<p>In the event that the candidate fails to take any necessary safety precautions and / or works in any dangerous situations, he / she will be assessed failed</p>
