



CONSTRUCTION  
INDUSTRY COUNCIL  
建造業議會

# **Paving Block Layer Skilled Trade Test Mock Practical Test Paper**

此文件關於地磚鋪砌工工藝測試考題。如有需要索取此文件的中文版本，請致電 2100 9232 與工藝測試中心聯絡。

## **Disclaimer**

*No part of this material may be reproduced or transmitted in any form or any means without the written permission of the CIC. Whilst reasonable efforts have been made to ensure the accuracy of the information contained in this material, the CIC nevertheless would encourage readers to seek appropriate independent advice from their professional advisers where possible and readers should not treat or rely on this material as a substitute for such professional advice for taking any relevant actions.*

## **Enquiries**

Enquiries on this Material may be made to the Trade Test Centre at:

95, Yue Kwong Road  
Aberdeen  
Hong Kong

Tel: (852) 2100 9232  
Fax: (852) 2100 9249  
Email: [enquiry@cic.hk](mailto:enquiry@cic.hk)  
Website: [www.cic.hk](http://www.cic.hk)

## Trade Test Paper

Job Title: Paving Block Layer

Grade: Skilled Worker

Test Topic: Complete the Following Work in Accordance with the Plan at the Designated Location:

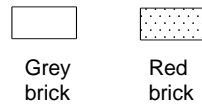
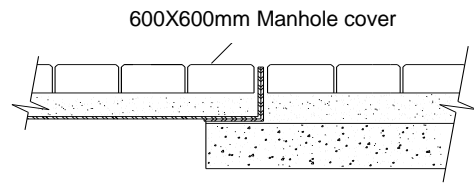
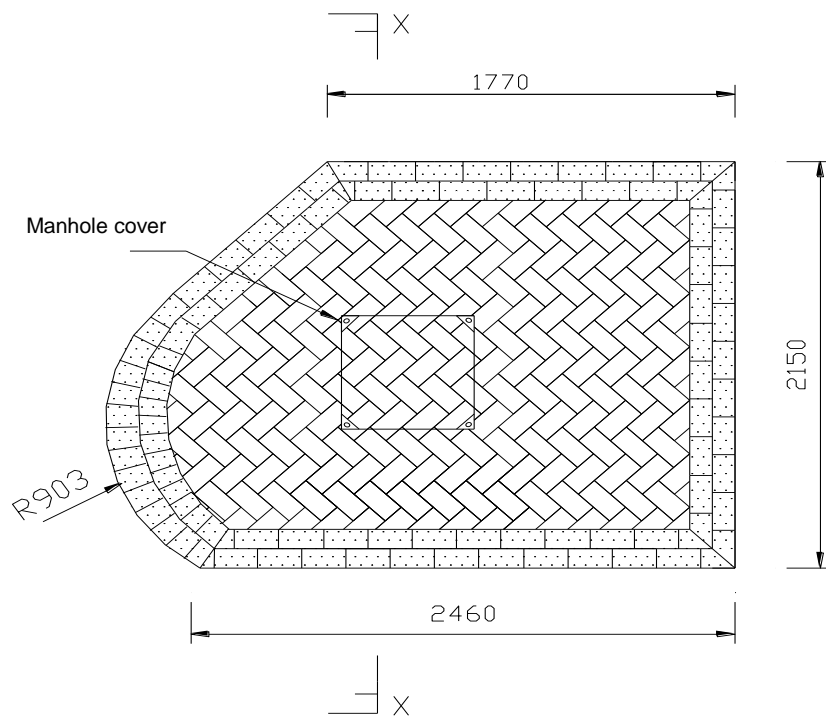
Lay ground bricks in accordance with requirements of the kerb(壘邊) height, ink marks, and water flow slope (行水位坡度) including:

- (i) Inspect the foundation and determine whether it is suitable for laying sand materials;
- (ii) In accordance with the practical requirements, readjust, wet and level a 30mm-thick base layer of coarse sand (粗沙) ;
- (iii) Compress the entire coarse sand layer thoroughly with a compactor (震船) ;
- (iv) Lay bricks on the ground and manhole cover respectively in the specified laying method; spaces between bricks should be kept within 2 to 3 mm wide;
- (v) Cut bricks by yourself into shapes needed for corners and kerbs ;
- (vi) After laying ground bricks, fill the spaces between bricks on the ground and manhole covers with fine sand;
- (vii) Jolt and ram (震搗) the brick surface except for the manhole cover with compactor again;
- (viii) Use cutting machine to cut a square hard brick into two identical triangle pieces;
- (ix) After laying the bricks, pick up tools and clean the ground.

Testing Time: 6 Hours (excluding the lunch time)

- Notes:**
- (1) Before commencement of work, candidates must read the attached “Notice to Candidates”.
  - (2) A candidate will be deemed as failed if he/she does not take appropriate safety measures in the testing process.
  - (3) The test paper consists of 3 pages with 100 points being the full score, and 60 and plus the passing one.

**Working Plan for Skill Test of Paving Block Layer**



This plan is not drawn up according to the actual ratio; all measurements are in millimetres.

Notes to Candidates :

1. Candidates should read the test papers carefully and ask the invigilator for any queries.
2. Candidates should study the drawings and specifications attached to test papers, if any, before the test begins.
3. Candidates should carry out the test according to test papers, working drawings and specifications provided.
4. Candidates shall bring their own safety shoes, other safety equipment will be provided by trade testing centre. Candidates must take all necessary safety precautions to ensure work safety.
5. All tools and materials required by the test will be provided by trade testing centre, candidates should check and ensure their adequacy and quality. Candidates shall use the tools and materials properly based on trade practice. All the tools must be returned to trade testing centre after the test. The candidates may ask the invigilator for any problems.
6. Candidates are required to handle and move the tools and materials for use in the test, and to carry out associated works.
7. Invigilator will take record photos periodically during the test.
8. Candidates are not allowed to take any photo or video with cameras or mobile phones.
9. Candidates are not allowed to use their mobile phones during the trade tests, except for emergency situation.
10. The marking scheme is based on the following criteria :
  - a) Understanding of drawing and specification
  - b) Preparation works before commencement of test
  - c) Working procedures
  - d) Accuracy and quality of works
  - e) Progress of works
  - f) Proper handling and use of materials
  - g) Proper use of tools and equipment

- h) Safety precautions
- i) Considerate of other trades
- h) Housekeeping after completion of test

11. All candidates must stop when time is up.
12. Candidates are required to return the test paper to invigilator after the test.
13. Offering bribe to invigilator is an offence in law and trade testing centre will report to the ICAC for any such case.

<p><b>In the event that the candidate fails to take any necessary safety precautions and / or works in any dangerous situations, he / she will be assessed failed</b></p>
---